



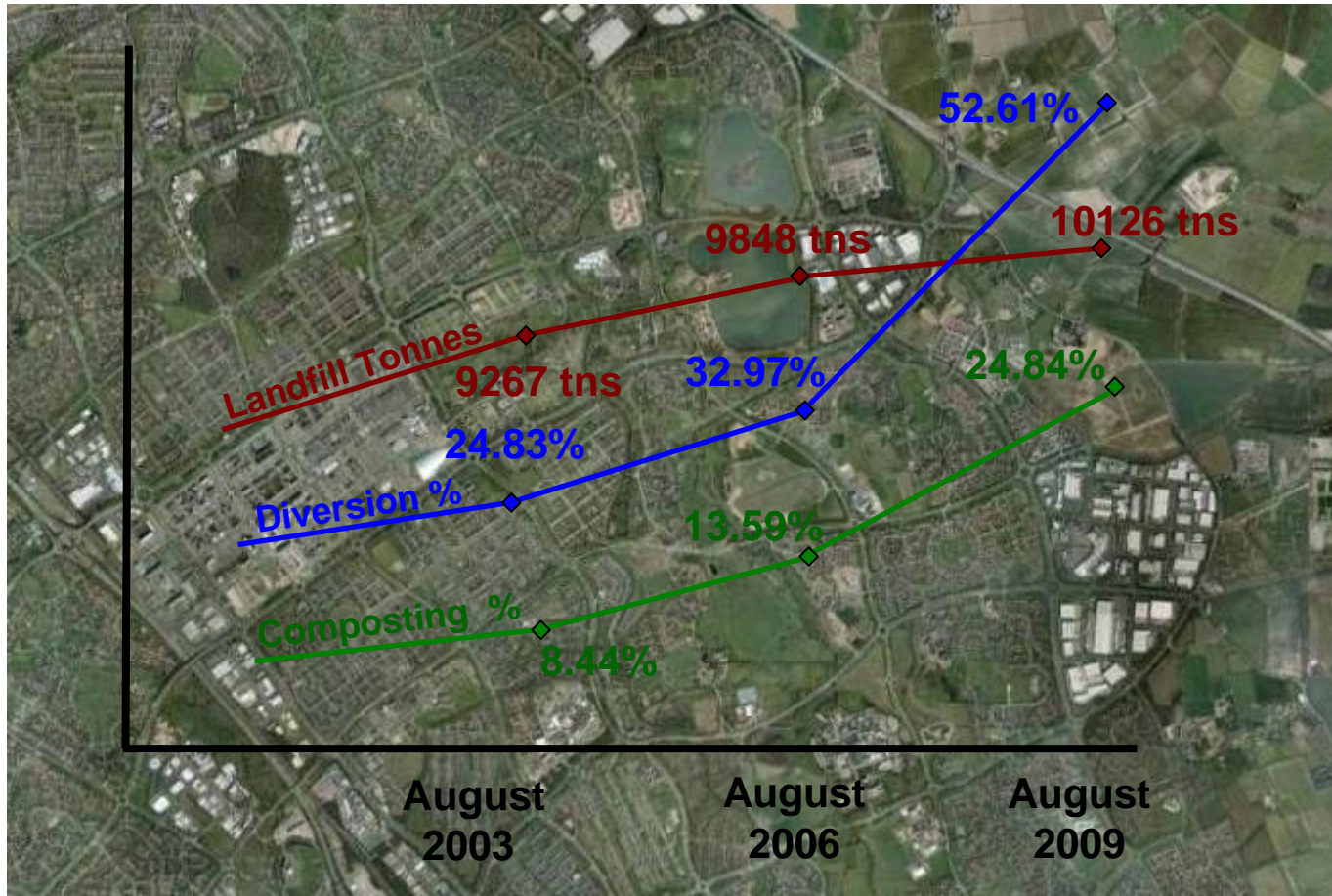
MILTON KEYNES
COUNCIL

Andy Hudson
**Chief Waste Management
Engineer**

So where is Milton Keynes?



Milton Keynes facts and figures



Recycling Successes



- **1992 - First in the UK for Borough wide kerbside selective collections**
- **2002 – Co-mingled collections start**
- **1993 – First purpose built Materials Recycling Factory (MRF) - destroyed by fire in 2006 and re-opened in 2007.**

Expanded range of materials 2009



Steel and Aluminium Cans



Plastic Bottles



Clean Aluminium Foil



Aerosols



Envelopes without windows



Paper and Cardboard



Tetra-Pak and Waxed Cartons



Mixed Plastic Food Containers

The role of The Waste Strategy

- Considerable success with dry recyclables ✓



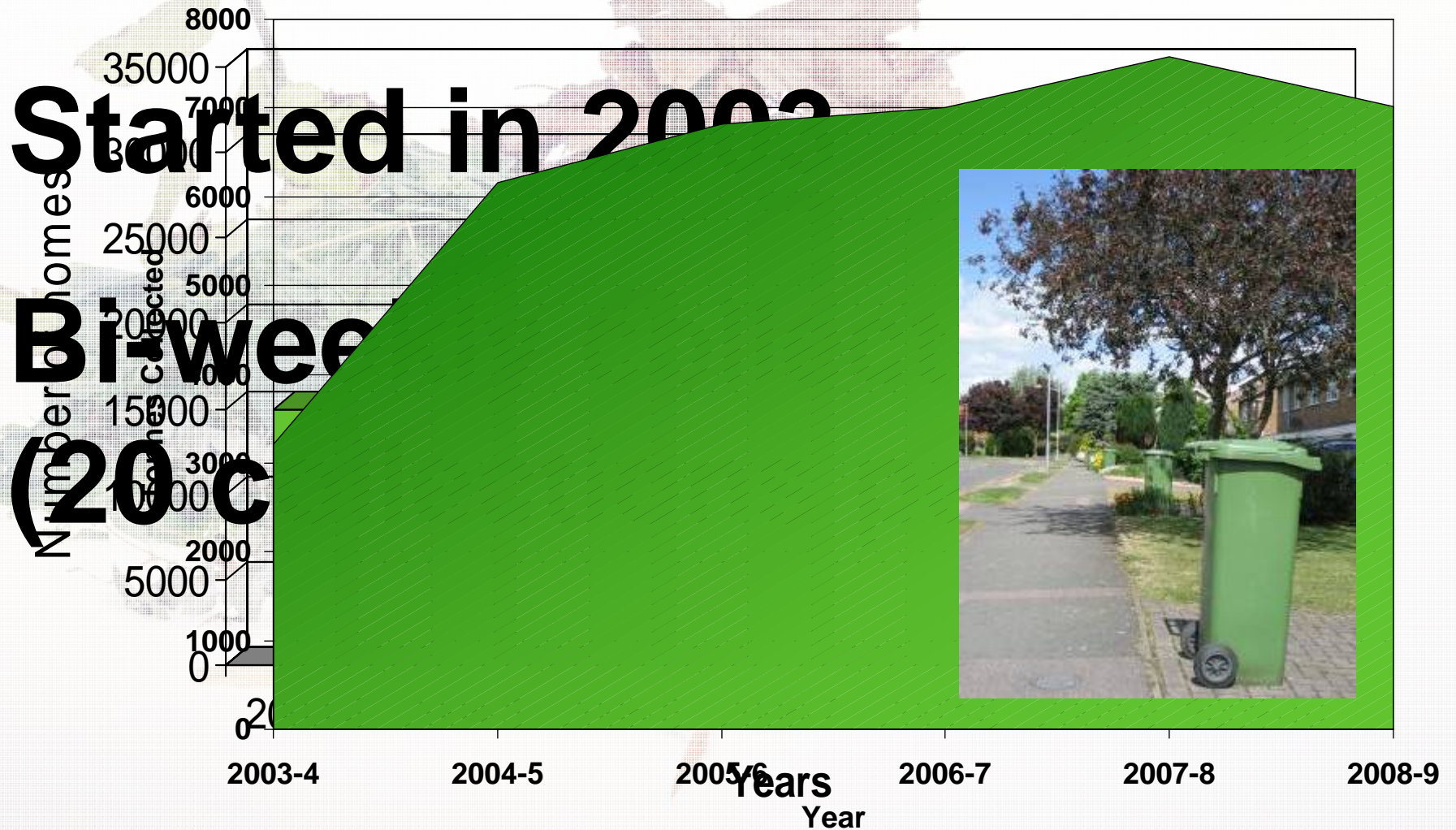
- Identified garden waste as the next step






- Targeted food waste collection as a next major change

The Garden Waste Collection Service

Tonnes of Garden Waste Collected
Number of Homes taking part



2005 Organics trails commence

Trial area	Newport Pagnell	Bradwell Common	Furzton
Treatment	Separate food waste	Food/garden mix	Control
			
Garden waste container	Existing 240/140 litre green wheeled bins for those using the existing 'opt in' scheme	New, 140 litre green wheeled bin – for both garden and food waste combined	Existing 240/140 litre green wheeled bins for those using the existing 'opt in' scheme
Garden waste collection frequency	Fortnightly	Weekly	Fortnightly
Food waste container	New 25 litre, lidded food waste only bin and small caddy. No liners provided	New 140 litre wheeled bin for garden and food waste combined and small caddy. No liners provided	-
Food waste collection frequency	Weekly	Weekly	-
Households	465	483	473

Collection Methods



Kitchen caddy

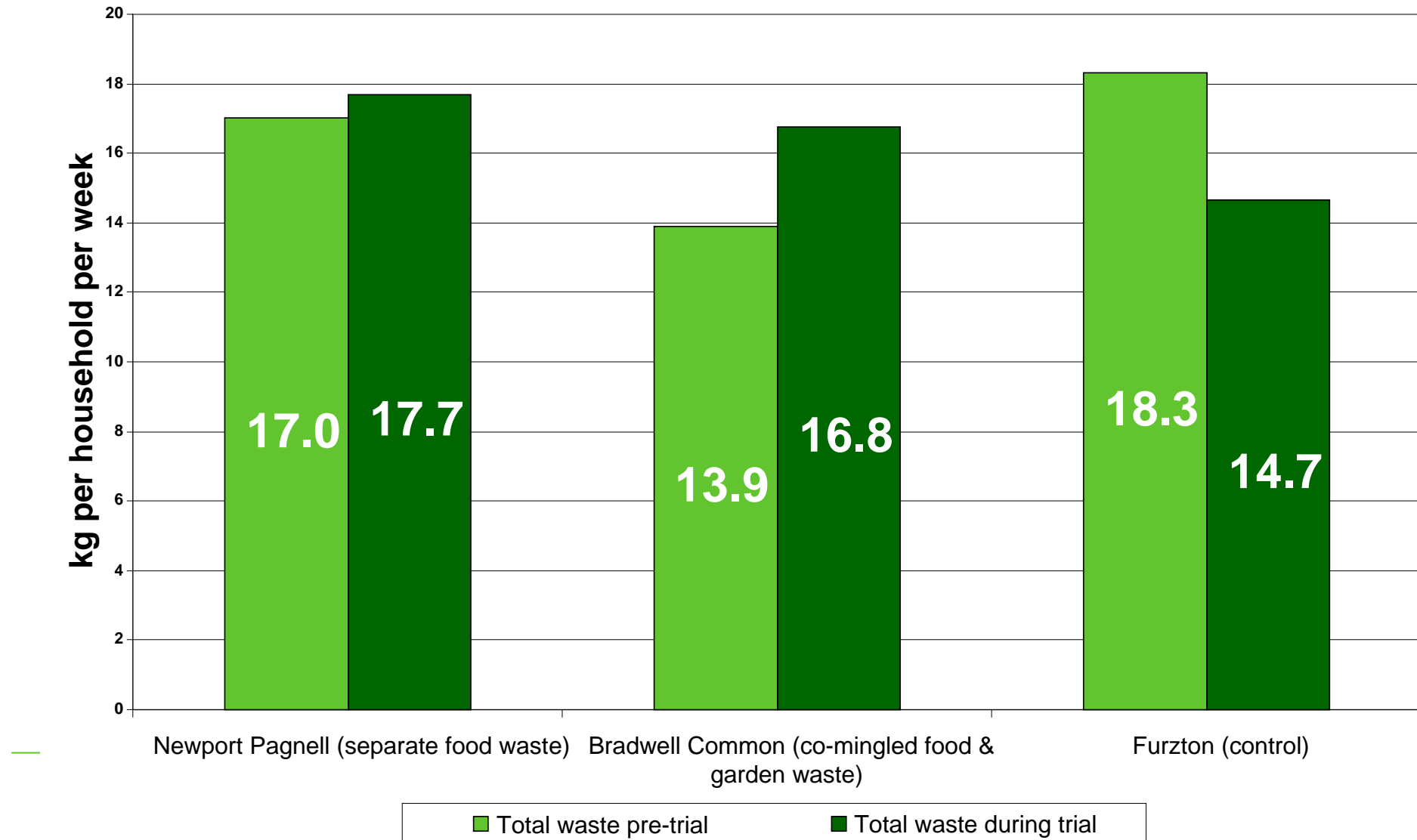


23 Litre bin

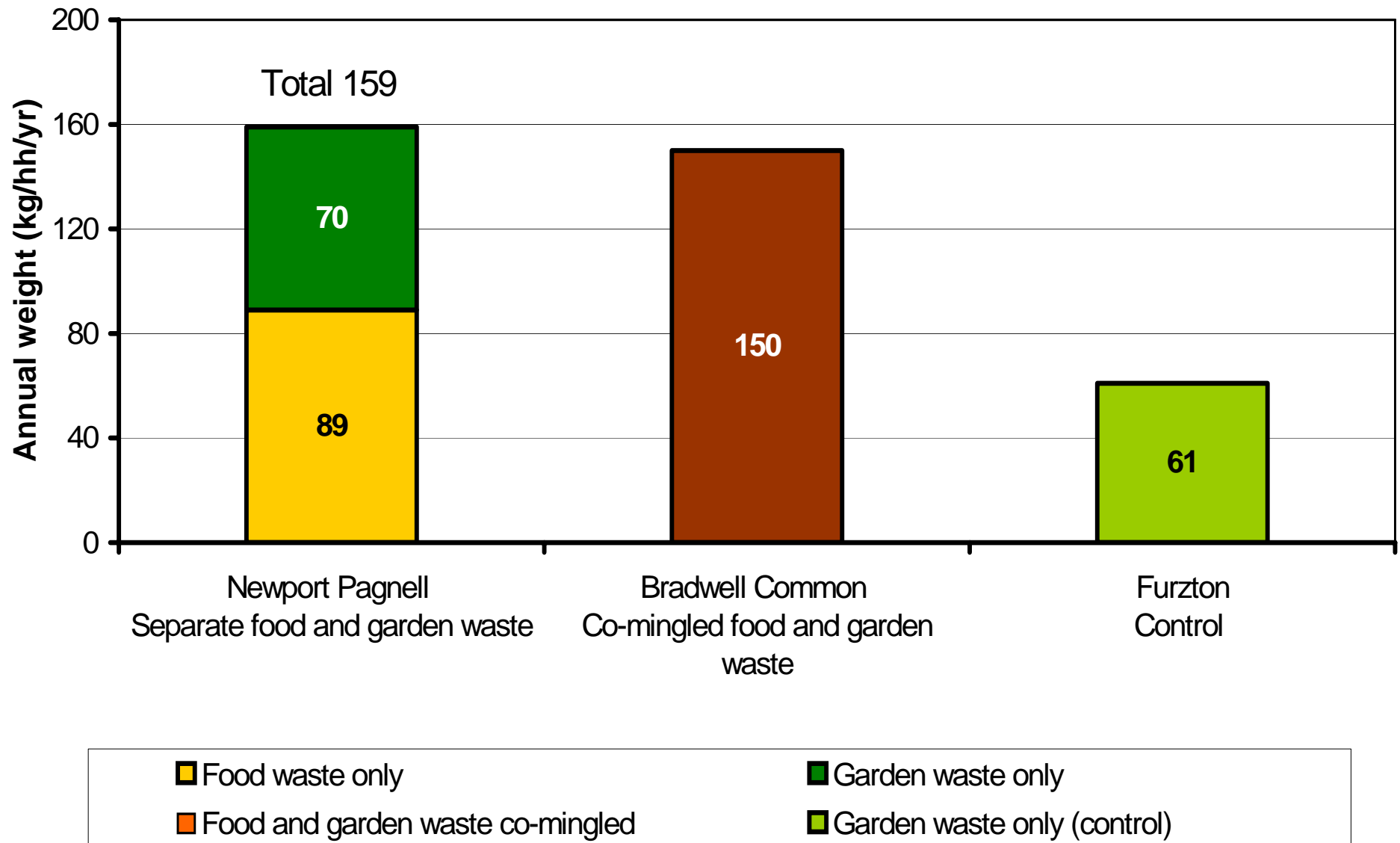


140 Litre bin

Tonnes Collected per week 2005 - 2006




Tonnage of organics collected from trial period



Lessons learned from Trials

- Look at all cost effective methods of collection
- How to reach and collect from flats and sheltered accommodation
- Allow adequate resources for resident enquiries, communications and enforcement
- Allow resources and procedures to address issues such as contamination

Food and Garden Waste Collection Service 2009



**Resident consultation and
extended 3 year trial of chosen collection method**



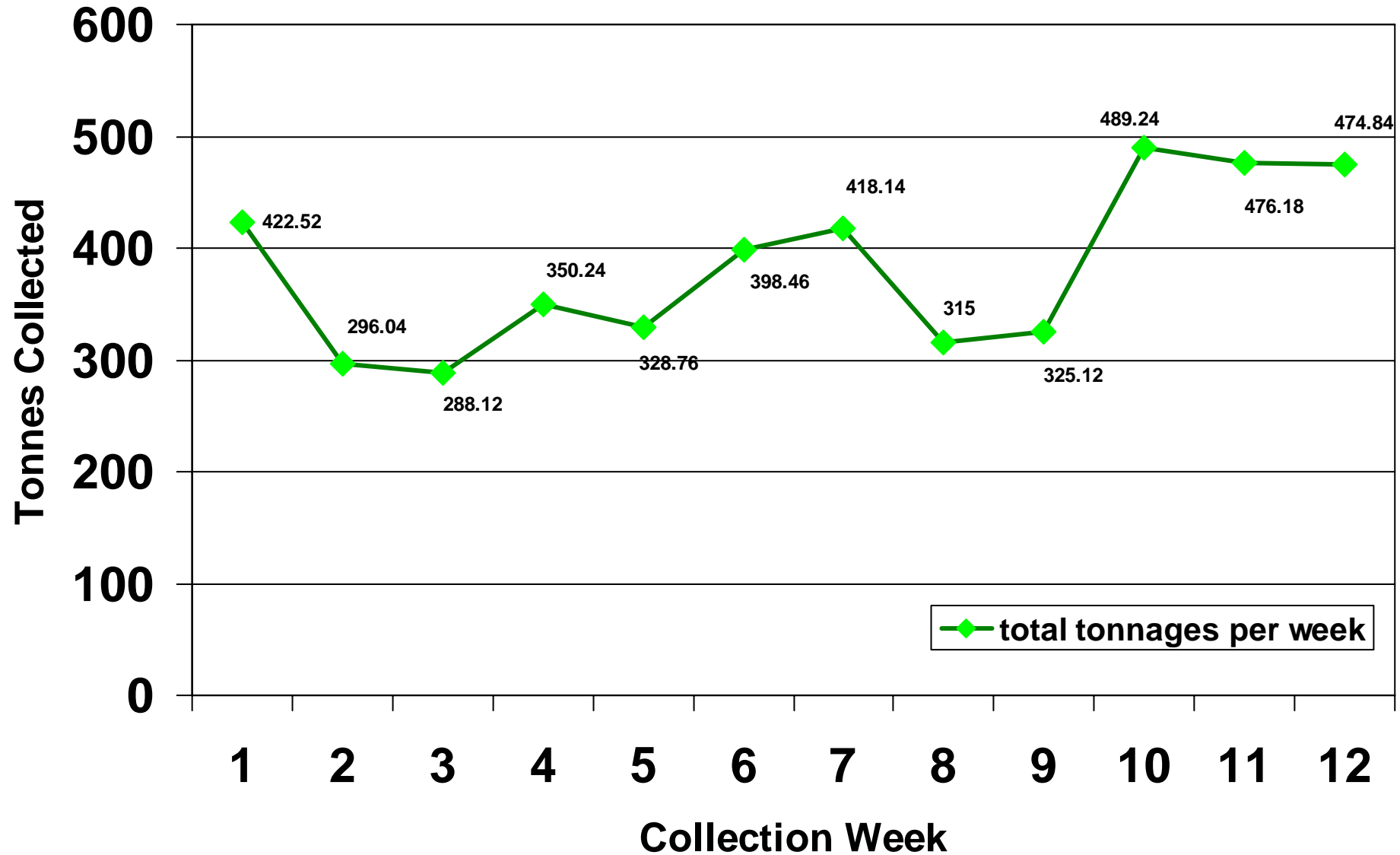
Food and Garden Waste Collection Service 2009

Food and Garden Waste Collection Service 2009



- Launched in two phases
- Delivery of 100,000 bins and caddys
- Co-ordinated communications plan to make residents aware
- A team of 12 recycling advisors
- 10 dedicated collection vehicles
- 58,000 properties in phase one – July 2009
- 32,000 properties in phase two – September 2009

Tonnes Collected per week



Food and Garden Waste Information

- Participation is currently 80%+ against a national average of 60%
- Our current recycling rate across all recycling has hit 52% with the introduction of the new scheme.
- Projections show that overall recycling will reach 49% for 2009 and 51% for 2010

The next steps...

- **Long term contract for the treatment of organic waste for the next 10 years – tender award imminent.**
- **€1.6m award for technology to clean up biogas from food waste and inject back into the national supply.**
- **Joint project with neighbouring county of Northamptonshire on a solution to treating residual waste. (Project Reduce)**



Thank you for listening



**Andy.hudson@
milton-keynes.gov.uk**

