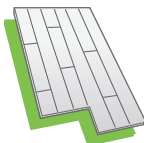


GUIDELINES FOR THE USE OF THE EU ECOLABEL LOGO




Content

Introduction	1
The EU Ecolabel logo	2
The optional logo text box	3
The registration number	4
Rules for use of the logo	5
a) Two colour logo	6
b) Single colour logo	7
Use of the logo for promotional material	8

Contact

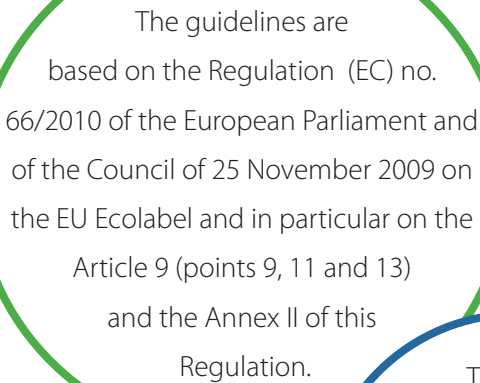
For further information on the EU Ecolabel, please visit www.ecolabel.eu.

For further information about the use of the EU Ecolabel logo, please contact the [EU Ecolabel Helpdesk](#) or your [competent body](#).



Introduction


This document provides rules for the use of the EU Ecolabel logo on products for companies that have been awarded the EU Ecolabel as well as for national competent bodies. The guidelines give instructions on how the logo must be used.



The guidelines are based on the Regulation (EC) no. 66/2010 of the European Parliament and of the Council of 25 November 2009 on the EU Ecolabel and in particular on the Article 9 (points 9, 11 and 13) and the Annex II of this Regulation.



The logo can be used on the products and on their associated promotional material for the validity period of the EU Ecolabel licence awarded for that product.



The EU Ecolabel logo

The logo shall take the following form:

The minimum size of the logo should be at least 10.6 x 10.6 mm. The logo should be visible and legible. The use of the EU Ecolabel logo is protected in primary EU law.



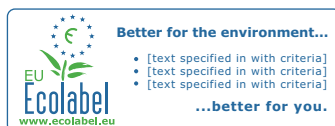
Minimum real size



The optional label with the text box shall take the following form:

The text in the box (except 'EU Ecolabel' and the web address) shall meet the following requirements:

- Font: Verdana
- Font size: minimum 7
- Colour - EU Ecolabel blue: Pantone 279



In case the 'optional label with the text box' is used in monochrome, the text in the box will also be in monochrome (black or white, see examples on page 7).

Commission decisions on criteria state that Box 2 (logo text box) must be used. However, the new Regulation on the EU Ecolabel overrules this statement introducing the optional use of the logo text box.

The use of the optional logo is of course optional, not mandatory. If applicants wish so, they can use the regular logo only and omit the accompanying criteria statements.

The logos in different formats can be obtained from the [EU Ecolabel Helpdesk](#) or the [competent bodies](#).

The optional logo text box

If the text has to appear in different languages on the product or packaging, three different layouts of the optional text box can be used:

Option 1:

Include all the different language versions in one box without translating “Better for the environment..., ...better for you.”

Option 2:

Include all the language versions in one box and translate “Better for the environment..., ...better for you.” in the different languages.

Option 3:

Use different boxes for the different language versions.

Option 1:



Better for the environment...

- [text specified in with criteria]
- [text specified in with criteria]
- [text specified in with criteria]
- [στοιχεία από τα κριτήρια]
- [στοιχεία από τα κριτήρια]
- [στοιχεία από τα κριτήρια]

...better for you.

Option 2:



Better for the environment...
Καλύτερο για το περιβάλλον...
По-добро за околната среда...

- [text specified in with criteria]
- [text specified in with criteria]
- [text specified in with criteria]
- [στοιχεία από τα κριτήρια]
- [στοιχεία από τα κριτήρια]
- [στοιχεία από τα κριτήρια]
- [определен в критериите текст]
- [определен в критериите текст]
- [определен в критериите текст]

... по-добро за теб.
...καλύτερο για σένα.
...better for you.

Option 3:



Better for the environment...

- [text specified in with criteria]
- [text specified in with criteria]
- [text specified in with criteria]

...better for you.

Καλύτερο για το περιβάλλον...

- [στοιχεία από τα κριτήρια]
- [στοιχεία από τα κριτήρια]
- [στοιχεία από τα κριτήρια]

...καλύτερο για σένα.

По-добро за околната среда...

- [определен в критериите текст]
- [определен в критериите текст]
- [определен в критериите текст]

... по-добро за теб.

The registration number

The EU Ecolabel registration/licence number must appear on the product, it must be legible and clearly visible. It should take the following form:

EU Ecolabel : XX/YY/ZZZ

If possible, the registration number should appear close to the logo. If it is used close to the logo it is not necessary to use the term “EU Ecolabel” as shown in **example 1**.

If the registration number and the logo are apart, the term “EU Ecolabel” must be mentioned as shown in **example 2**.

Here **XX** refers to the country of registration, **YY** refers to the product group and **ZZZ** refers to the licence number. The registration number is given by the competent body.

The digits should follow this format: **XX/YY/ZZZ** (e.g. IT/20/012). If needed, the first digits **XX** for the country code can become **XXXXXX** (e.g. ES-CAT/20/011).

Specific requirements for the box are:

- Font: Verdana
- Font size: minimum 7
- Colours - EU Ecolabel blue: Pantone 279 or black or white
- The frame of the box shall have rounded corners
- The text cannot be used without the box

Example 1



Example 2



Rules for use of the logo

The contract holder must follow the rules mentioned but also respect the integrity of the logo. This implies that:

- the logo must not be distorted
- other pictures or logos must not be part of the logo
- text written over the logo is not allowed
- changes to the logo are not allowed
- for changes to the optional text box, only the three options specified can be used (please refer to page 3)
- the registration number must appear at least once, visible and legible, on the product
- the right to use the EU Ecolabel shall not extend to the use of the EU Ecolabel as a component of a trademark
- the logo must only be used in relation to the specific product for which it has been awarded and on their associated promotional material – and must therefore not be used as a part of the company's general profile or on the company's other non-ecolabelled products
- only specific colours and colour combinations shall be used (please refer to the next two pages)



a) Two colour logo

The label and the optional label with text box should be printed either in two colours (blue and green) or in monochrome (black or white). Colours are not for discussion.

The logo is reproduced in two colours on a white or light coloured background. For correct reproduction, the following specifications must be followed:

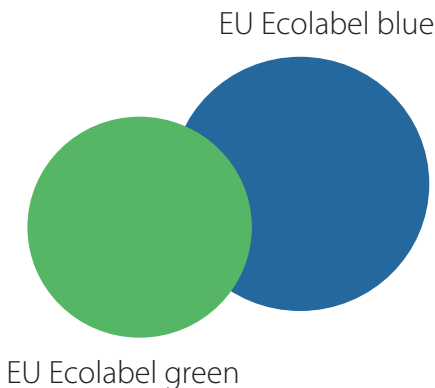
- EU Ecolabel green: Pantone 347 (for the '€'symbol, the leaves and stem of the flower, the web address and the EU acronym)

The colours for 4-colourprint are achieved by:

- EU Ecolabel green: 100% cyan – 80% yellow
- EU Ecolabel blue: 70% cyan – 35% magenta

Comparable RGB codes are:

- Green RGB: 87 174 71
- Blue RGB: 48 105 156



b) Single colour logo

The logo can be reproduced in black and white (examples 1 and 2). Where the packaging itself is coloured and printed in monochrome, this may form the background of the logo too (examples 3 and 4).

Example 1




In black on white background

Example 2



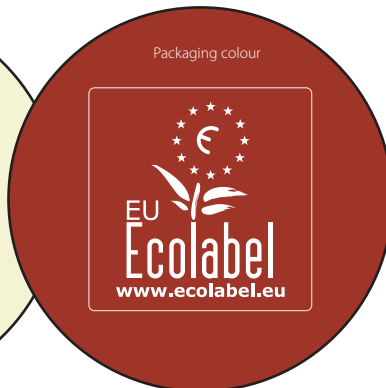
In white on black background

Example 3



In black on light colour background

Example 4

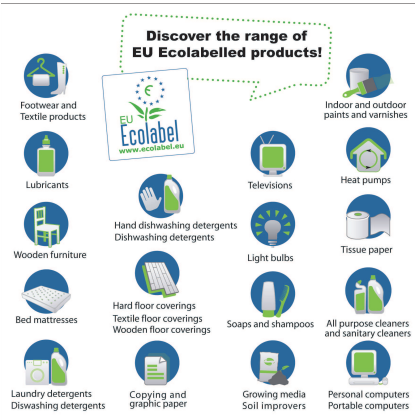


In white on dark colour background


Use of the logo for promotional material

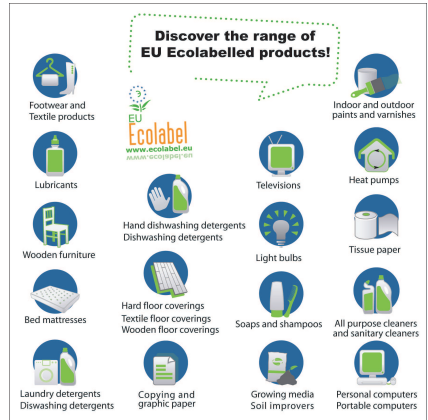
See the examples below regarding the rules for the use of the logo for promotional material. Before using the logo in a brochure, article, or publication, you must contact the [EU Ecolabel Helpdesk](#) or national [competent body](#) with a draft of the text accompanying the logo.

Correct 




The logo is clearly visible, legible and has not been modified.

Wrong 



The colours, the proportions and the visual elements of the logo were modified.



Replace by



Logo on printed paper

The logo should not be used on printed matter. Instead, the transitional statement "Printed on paper awarded the EU Ecolabel" can be used. The licence registration number must accompany the statement.