



“HORIZONTE 2020” CONTEXTO ESTRATÉGICO


INSTRUMENTOS PARA LA FINANCIACIÓN DE PROYECTOS EN LAS RESERVAS DE BIOSFERA: DESARROLLO RURAL, MEDIO AMBIENTE Y RETOS SOCIALES

Carolina Rodríguez (carolina.rodriguez@cdti.es)

Representante Española de Clima, Medio Ambiente, Eficiencia de Recursos y Materias Primas- Horizonte 2020



Raw Materials
Alternate
Recycle
Extract



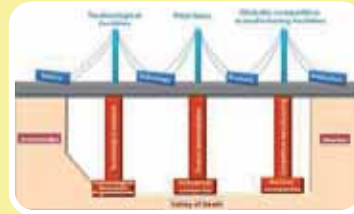
• INDICE

- BLOQUE I. INTRODUCCIÓN, HORIZONTE 2020
- BLOQUE II. APROXIMACIONES CONCEPTUALES
- BLOQUE III. INCENTIVACIÓN Y RESULTADOS



BLOQUE I. INTRODUCCIÓN, HORIZONTE 2020

Programa Marco de Investigación e Innovación (2014-2020)



Excellent Science

Industrial Leadership

Societal Challenges

European Research Council (ERC)

Future and Emerging Technologies (FET)

Marie Skłodowska-Curie actions on skills, training and career development

European research infrastructures

ICT

Nanotechnology

Biotechnology

Advanced Materials

Advanced Manufacturing & Processing

Space

Access to Risk Finance

Innovation in SMEs

Health, demographic change and wellbeing

Food security, sustainable agriculture and forestry, marine and maritime and inland water research and the bioeconomy;

Secure, clean and efficient energy;

Smart, green and integrated transport;

Climate action, environment, resource efficiency and raw materials

Europe in a changing world-Inclusive, innovative and reflexive societies

Secure Societies: Protecting freedom and security of Europe and its citizens

EIT
2.600 M€



BLOQUE I. INTRODUCCIÓN, HORIZONTE 2020

Presupuestos

BUDGET

**Excellent
Science**

**Industrial
Technologies**

**Societal
Challenges**



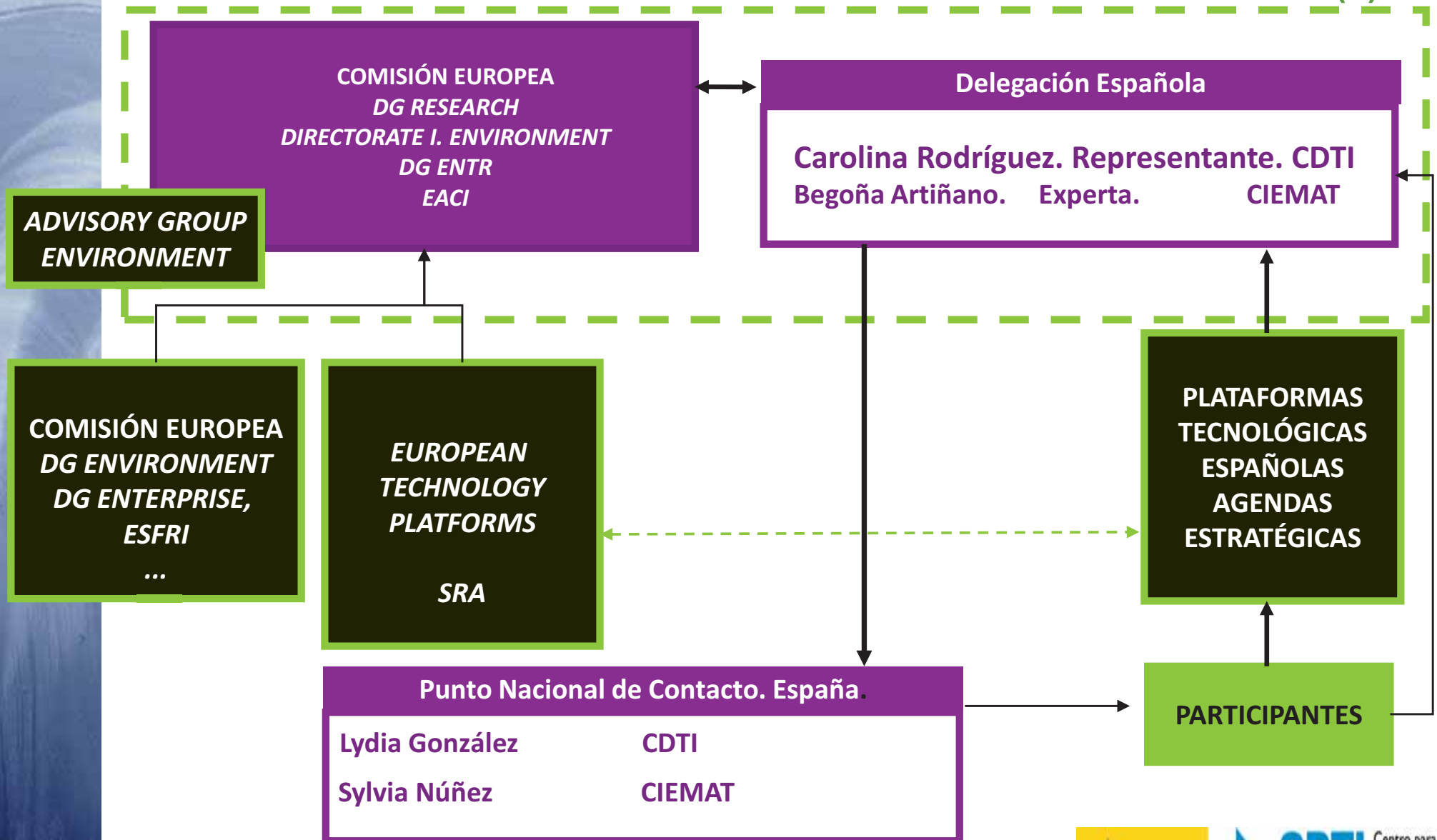
HORIZONTE 2020		79.402
I. Prioridad «Ciencia excelente»		24.441
1. El Consejo Europeo de Investigación (CEI)		13.095
2. Las Tecnologías Futuras y Emergentes (FET)		2.696
3. Las acciones Marie Skłodowska-Curie		6.162
4. Las infraestructuras de investigación		2.488
II. Prioridad «Liderazgo industrial»		17.016
1. Liderazgo en tecnologías industriales y de capacitación:		13.557
1.1 Tecnologías de la información y la comunicación (TIC)		
1.2 Nanotecnologías, 1.3 Materiales avanzados y 1.5 Fabricación y transformación avanzadas		
1.4 Biotecnología		
1.6 Espacio		1.536
2. Acceso a la financiación de riesgo		2.842
3. Innovación en las PYME		616
III. Prioridad «Retos sociales»		29.679
1. Salud, cambio demográfico y bienestar		7.472
2. Seguridad alimentaria, agricultura sostenible, investigación marina y marítima y bioeconomía		3.851
3. Energía segura, limpia y eficiente		5.931
4. Transporte inteligente, ecológico e integrado		6.339
5. Acción por el clima, eficiencia de los recursos y materias primas		3.081
6. Sociedades inclusivas		1.309
7. Sociedades seguras		1.695
Ciencia con y para la sociedad		462
Ampliando la participación		816
Instituto Europeo de Innovación y Tecnología (EIT)		2.711
Acciones directas no nucleares del Centro Común de Investigación (JRC)		1.903
EURATOM (2014-2018)		2.374

Precios corrientes en M€

BLOQUE I. INTRODUCCIÓN, HORIZONTE 2020

LA GESTIÓN

COMITÉ DE GESTIÓN DEL RETO (5)



BLOQUE I. INTRODUCCIÓN, HORIZONTE 2020

ESTRUCTURA DEL PROGRAMA DE TRABAJO RS 5

- Estructura: 3 convocatorias por año más contribución a Focus Areas:

1. *Focus Area Water*

2. *Focus Area Waste*

3. *Sub-Challenges:*

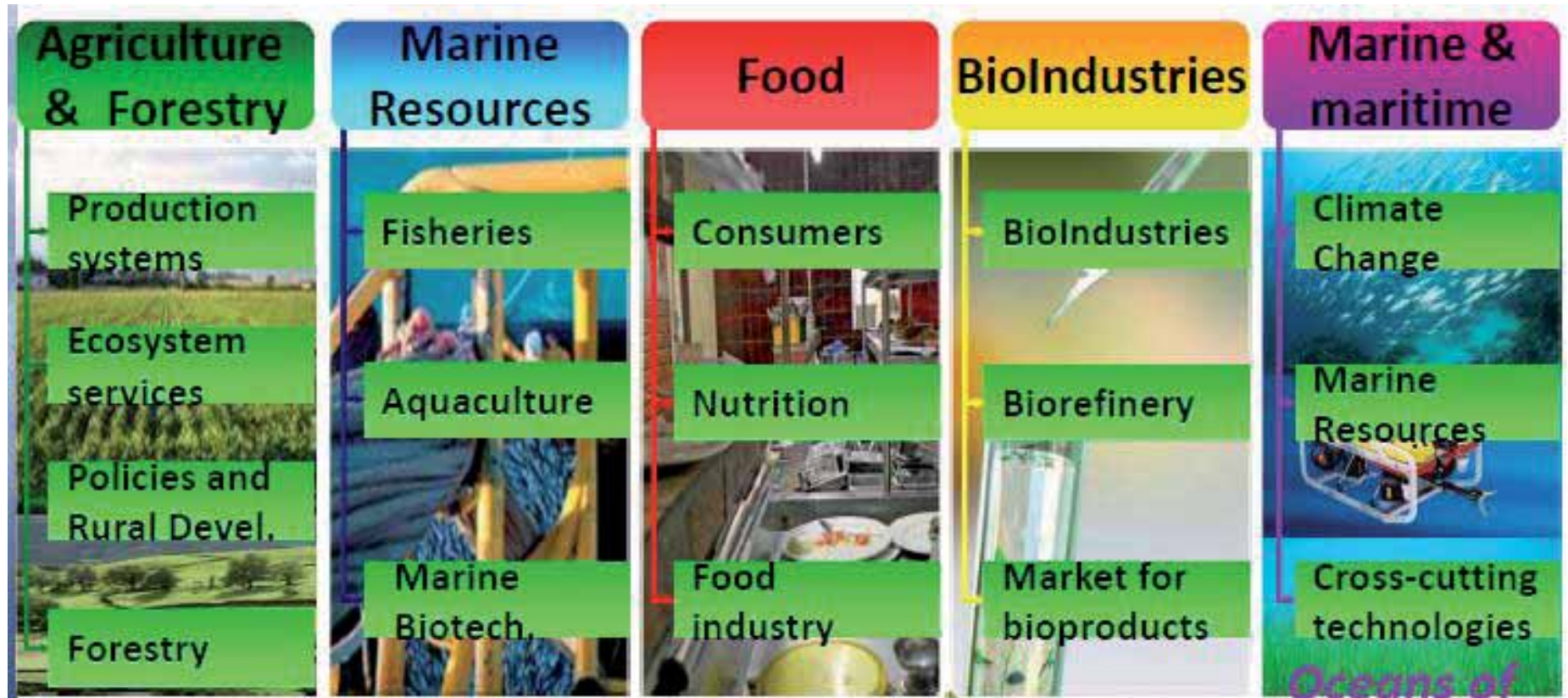
1. Fighting and adapting to climate change
2. **Sustainably managing natural resources and ecosystems**
3. Ensuring the sustainable supply of non-agricultural and non-energy raw materials
4. **Enabling transition towards a green economy through eco-innovation**
5. Developing comprehensive and sustained global environmental observation and information systems

Otras:

1. **Contribución a Focus Areas: Blue Growth, Smart Cities, Energy Efficiency y Disasters resilience.**

BLOQUE I. INTRODUCCIÓN, HORIZONTE 2020

ESTRUCTURA DEL PROGRAMA DE TRABAJO RS 2 + LEIT



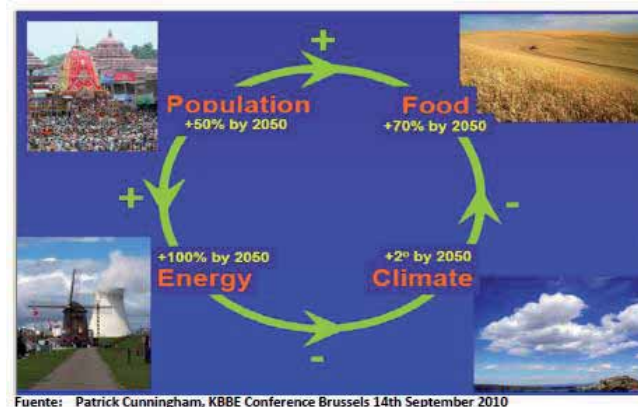
BLOQUE I. INTRODUCCIÓN, HORIZONTE 2020

...¿Y LAS RESERVAS DE LA BIOSFERA?

- A efectos prácticos, las actividades con cabida en Reservas de Biosfera, tienen cabida, especialmente el Reto Social 5 y el Reto Social 2.

Conductores estratégicos:

- *European Biodiversity Research Platform.*
- Conference on Biodiversity and the UN Millennium Development Goals will focus on the Nexus **Biodiversity and Health**, which will be held on **16 to 18 April 2013 in Berlin.**



BLOQUE I. INTRODUCCIÓN, HORIZONTE 2020

ESTRATEGIA DE NEGOCIACIÓN CON LA COM

DIRECTA. CONTENIDOS Y PRESUPUESTOS DE LAS CONVOCATORIAS

- **Comitees EEMM:** 21 March, **6 June 2014** 
- 3 *Advisory Groups*: octubre 2013, enero 2014, 18 de marzo 2014

INDIRECTA. CONTENIDOS DE LAS CONVOCATORIAS

- *High Level Steering Groups y Sherpa Groups de las European Innovation Partnerships on Water, Raw Materials, and Agriculture.*
- PPP SPIRE
- COPERNICUS, Resource Efficiency Flagship

BLOQUE I. Horizonte 2020-Reto 5

PRESUPUESTOS, FECHAS 2014-2015

SC5: indicative budgets (€M)

SC5 contribution to Calls	2014	2015
WASTE	61.5	44
WATER	68	93
SC5	168	189
BLUE GROWTH	23	15
DISASTER RESILIENCE & CLIMATE ADAPTATION	18	28
ENERGY EFFICIENCY	5	0
SC5 Other actions	5.5	5.35
Fast Track to Innovation pilot	0	7
TOTAL	349	381.35

- **OBJETIVO 2014: 9,5%**
- **OBJETIVO 2015: 9%**


SC5 WP: provisional call deadlines

Call	Publication date	Call deadline: topics with single stage evaluation	Call deadline (1 st stage): topics with 2-stage evaluation	Call deadline (2 nd stage): topics with 2-stage evaluation
WASTE-2014	11/12/2013	08/04/2014	08/04/2014	16/09/2014
WATER-2014	11/12/2013	08/04/2014	08/04/2014	16/09/2014
SC5-2014	11/12/2013	08/04/2014	08/04/2014	16/09/2014
WASTE-2015	11/12/2013	10/03/2015	21/10/2014	10/03/2015
WATER-2015	11/12/2013	10/03/2015	21/10/2014	10/03/2015
SC5-2015	11/12/2013	10/03/2015	21/10/2014	10/03/2015

BLOQUE II. Horizonte 2020

TOPICS YA PUBLICADOS

CALL	TOPIC (Experts_251013 Version)	TYPE OF ACTION	ONE-TWO STAGES
A.3 CALL – CLIMATE ACTION, RESOURCE	SC5-1-2014: Advanced Earth-system models	Research and Innovation Actions	Two Stage
	SC5-2-2015: ERA for Climate Services	ERANET Cofund	One Stage
	SC5-3-2014: The economics of climate change and linkages with sustainable development	Research and Innovation Actions	Two Stage
	SC5-4-2015: Improving the air quality and reducing the carbon footprint of European cities	Research and Innovation Actions	One Stage
	SC5-5-2014/2015: Coordinating and supporting research and innovation for climate action --> a) [2014] Climate change mitigation options	Coordination Support Action	One Stage
	SC5-5-2014/2015: Coordinating and supporting research and innovation for climate action --> b) Earth-system modelling and climate services [2015]	Coordination Support Action	One Stage
	SC5-6-2014: Biodiversity and ecosystem services: drivers of change and causalities	Research and Innovation Actions	Two Stage
	SC5-7-2015: More effective ecosystem restoration in the EU	Research and Innovation Actions	One Stage
	SC5-8-2014: Preparing and promoting innovation procurement for soil decontamination	Coordination Support Action	One Stage
	SC5-9-2014: Consolidating the European Research Area on biodiversity and ecosystem services	ERANET Cofund	One Stage
	SC5-10-2014/2015: Coordinating and supporting research and innovation for the management of natural resources --> a) [2014] Enhancing mapping ecosystems and their services:	Coordination Support Action	One Stage
	SC5-10-2014/2015: Coordinating and supporting research and innovation for the management of natural resources --> b) [2014] Structuring research on soil, land-use and land management in Europe:	Coordination Support Action	One Stage
	SC5-10-2014/2015: Coordinating and supporting research and innovation for the management of natural resources --> c) [2015] An EU support mechanism for evidence-based policy on biodiversity & ecosystems services	Coordination Support Action	One Stage
	SC5-14-2014: Consolidating global knowledge on the green economy in support of sustainable development objectives in the EU and internationally	Coordination Support Action	One Stage
	SC5-15-2015: Strengthening the European Research Area in the domain of Earth Observation	ERANET Cofund	One Stage
	SC5-16-2014: Making Earth Observation and Monitoring Data usable for ecosystem modelling and services	Research and Innovation Actions	Two Stage
	SC5-17-2015: Demonstrating the concept of 'Citizen Observatories'	Innovation Actions	One Stage
	SC5-18-2014/2015: Coordinating and supporting Earth Observation research and innovation in the EU, and in the North African, Middle East, and Balkan region--> a) [2014] Coordinating European Observation Networks to reinforce the knowledge base for climate, natural resources and raw materials	Coordination Support Action	One Stage



BLOQUE II. Horizonte 2020

TOPICS YA PUBLICADOS

Area / Topic	WP 2014	WP 2015	Type of action	M€ EC contribution (suggested)	Budget		Evaluation procedure
					2014	2015	
Sustainable food production systems							
SFS-1: Sustainable terrestrial livestock production							2 stages
A. GENETICS and NUTRITION and alternative feed sources for terrestrial livestock production	X		R&I	7-9	27		
B. Tackling losses from terrestrial ANIMAL DISEASES	X		R&I	7-9			
C. Assessing sustainability of terrestrial livestock production		X	R&I	5-7		7	
SFS-2: Sustainable crop production							
A. EXTERNAL NUTRIENT inputs	X		R&I	8	25		
B. Assessing soil-improving cropping systems		X	R&I	9		9	
SFS-3: Practical solutions for native and alien pests affecting plants							
A. Native and alien PESTS in agriculture and forestry	X		R&I	7			
B. EU-China cooperation on IPM in agriculture	X		R&I	3			
SFS-4: SOIL quality and function	X		R&I	3-5	10		
SFS-5: Strategies for crop productivity, stability and quality		X	R&I	3-5		15	
SFS-6: Sustainable intensification pathways of agro-food systems in Africa	X		CSA	1	1		single stage
SFS-7: Genetic resources and agricultural diversity for food security, productivity and resilience							2 stages
A. Traditional resources for AGRICULTURAL DIVERSITY and the food chain	X		R&I	3-4	10		
B. Management and sustainable use of GENETIC RESOURCES		X	R&I	5-7		20	

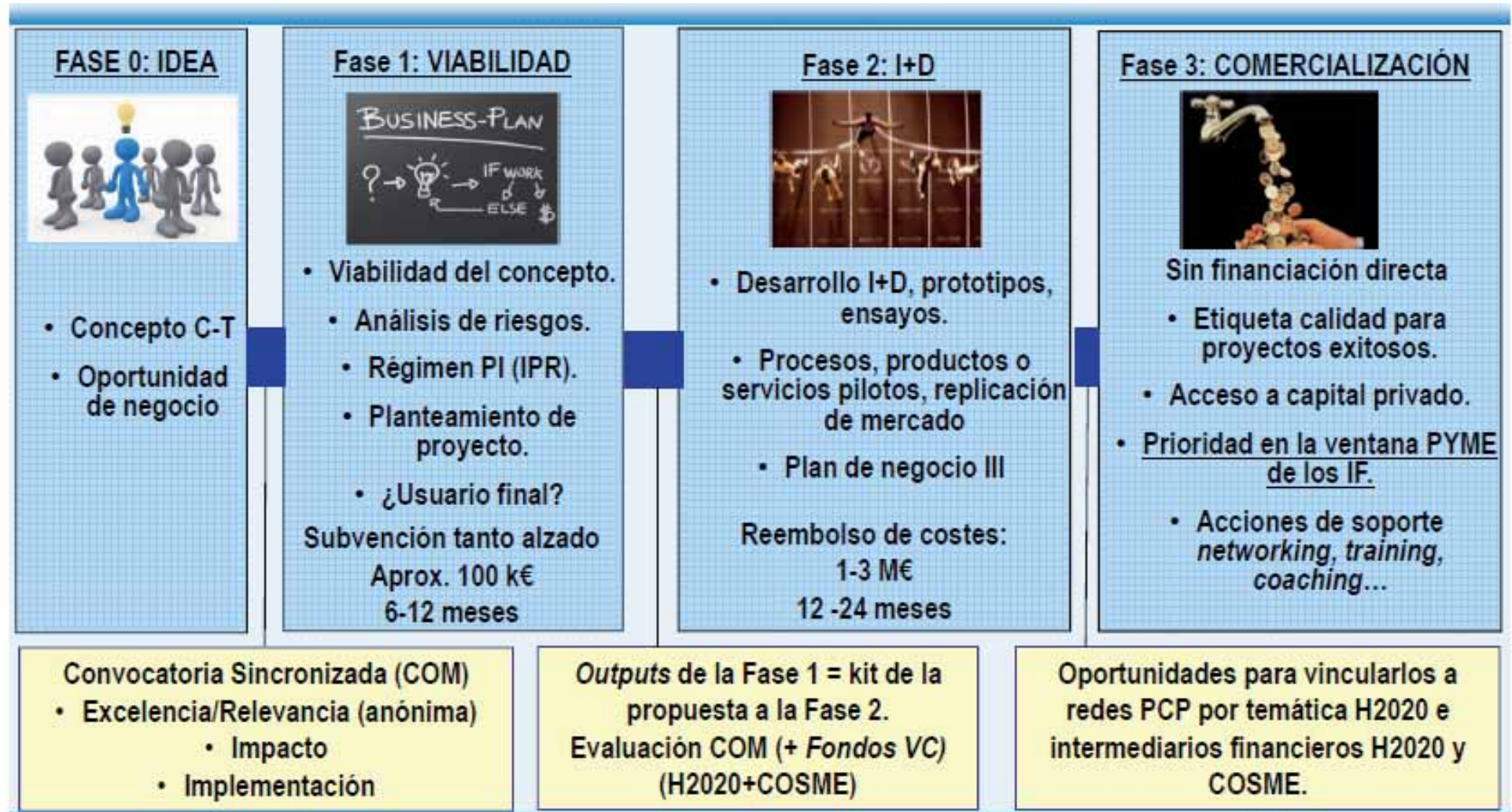
BLOQUE II. Horizonte 2020

ESQUEMAS FINANCIEROS

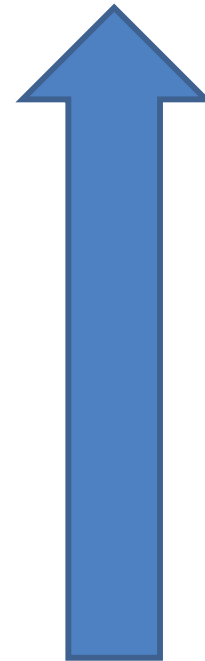
- *Research and Innovation Actions (100%)*
 - *Innovation Actions (70%)*
 - *Coordination and Support Actions*
 - ***SME instrument***
 - *ERA-NET (COFUND)*
 - *Fast Track to Innovation*
 - *Public Procurement*
 - *Inducement for a Prize*
- “The Commission **considers** that proposals requesting a contribution from the EU of between EUR 8 and 10 million would allow this specific challenge to be addressed appropriately. **Nonetheless, this does not preclude submission and selection of proposals requesting other amounts.**”
 - **Fund up-to 1 project/topic in certain cases**

BLOQUE II. Horizonte 2020-Reto 5

ESQUEMAS FINANCIEROS (Instrumento PYME)



BLOQUE II. APROXIMACIÓN CONCEPTUAL



Bottom-up

....«**acotado**» en base a iniciativas político-estratégicas y proyectos pasados/en marcha!

BLOQUE II. APROXIMACIÓN CONCEPTUAL

COMPLEMENTARIEDADES



- A **2020** timeframe and **2050** vision
- **9 Priority objectives**

3 THEMATIC:

1. Natural capital
2. Resource efficient, low-carbon growth
3. Health & environment

4 'ENABLING':

4. Implementation
5. Knowledge/evidence base
6. Investment
7. Integration

2 'SPATIAL':

8. Urban environment
9. International



4. The tools: Integrated Projects

Budget:

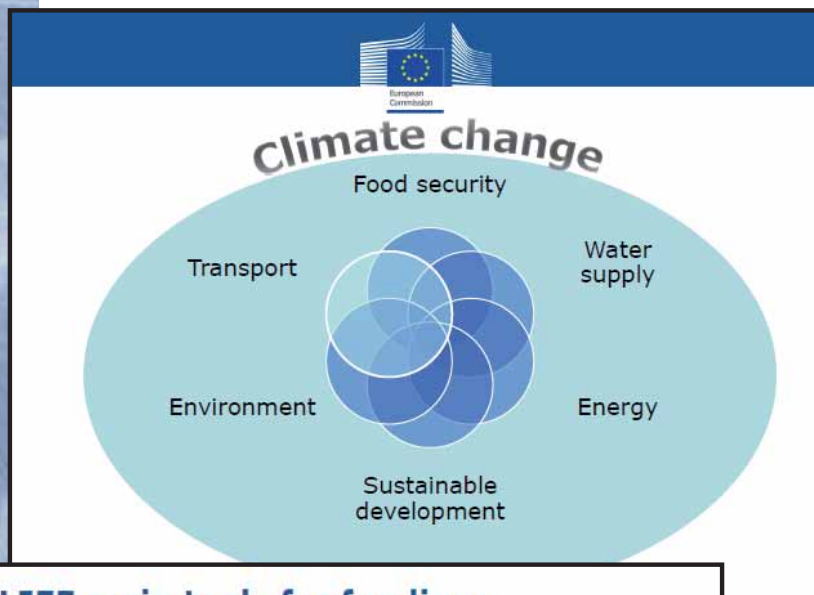
- 30% ceiling of the funds dedicated to projects
- Max. **C855 million for 7 years** (of which around **C637million** in the sub-programme for Environment)

Other aspects:

- Technical assistance in support of IPs possible for potential applicants
- Provisions regarding exchange of experience, best practices, and National Contact Point support enhanced
- **Active dissemination** of examples and good practices by LIFE and in the specific working groups and committees for the sectors concerned

BLOQUE II. APROXIMACIÓN CONCEPTUAL

COMPLEMENTARIEDADES



The LIFE climate sub-programme: Specific priority areas

- **Climate Change Mitigation** contributes to the reduction of greenhouse gas emissions
- **Climate Change Adaptation** supports efforts leading to increased resilience to climate change
- **Climate Governance and Information**





Investing in climate action
Investing in LIFE

LIFE main tools for funding:

- € **Action Grants**, both traditional and larger, Integrated Projects;
- € **Operating Grants for NGO**;
- € Contributions to **financial instruments**.

New: Possible contribution to FI (2)

Examples of existing FI

-  → Risk Sharing Finance Facility (EUR 2 billion) - provides risk coverage for loans for Research, Development and Innovation (RDI) projects of the Seventh Framework Programme (FP7) and of Horizon 2020
-  → SME Guarantee Facility (EUR 500 million) - ensures that loans are provided to SMEs at lower rates or are awarded to SMEs that would not otherwise be able to get a loan
-  → European Energy Efficiency Fund (EUR 260 million, target size 600 million) - invests in smaller scale energy efficiency and renewable energy projects of local authorities, mainly the development of energy service companies (ESCOs)
-  → Green for Growth Fund (EUR 166 million) - provides security for private investors' capital for development purposes in Southeast Europe region including Turkey


BLOQUE II. Horizonte 2020

COMPLEMENTARIEDADES



Future Cohesion Policy 2014-2020


1. **Thematic concentration** to maximise the impact of investments
2. **Conditionalities** and strengthened partnership to ensure effective implementation
3. **Common Strategic Framework:** coherent funds (ERDF, ESF, CF, EAFRD, EMFF); clarify Horizon 2020 etc. (see modified COM proposal for Common Regulation of 11 Sept 2012: <http://eur-lex.europa.eu/legal-content/EN/TXT/PDF/?uri=CELEX:32012R0885&from=doctrines>)



The Synergies and Smart Specialisation Matrix

	STRUCTURAL FUNDS THEMATIC OBJECTIVE NO 1 ON STRENGTHENING RESEARCH, TECHNOLOGICAL DEVELOPMENT AND INNOVATION	
HORIZON 2020 TOP DOWN RESEARCH AND INNOVATION PRIORITIES INFLUENCING NATIONAL AND REGIONAL PRIORITIES	THEMATIC CONCENTRATION FOR MOST ADVANCED AND TRANSITION REGIONS FOR ALLOCATING 80% OF THE ERDF MONEY FOR 4 OBJECTIVES: R&I, ICT, SME COMPETITIVENESS AND LOW CARBON ECONOMY	THEMATIC CONCENTRATION FOR LESS ADVANCED REGIONS FOR ALLOCATING 50% OF THE ERDF MONEY FOR 4 OBJECTIVES: R&I, ICT, SME COMPETITIVENESS AND LOW CARBON ECONOMY
EXCELLENCE	SMART SPECIALISATION EX-ANTE CONDITIONALITY <i>based on a SWOT analysis to concentrate resources on a limited set of research and innovation priorities in compliance with the NRP; measures to stimulate private RTD investment; a monitoring and review system; a framework outlining available budgetary resources for research and innovation; a multi-annual plan for budgeting and prioritisation of investments linked to EU research infrastructure priorities (European Strategy Forum on Research Infrastructures - ESFRI)</i>	
INDUSTRIAL LEADERSHIP		
SOCIETAL CHALLENGES		

In the future: "European Structural and Investment Funds"



Less developed regions (GDP per capita below 75% of the EU average)
 Transition regions (GDP per capita between 75% and 90% of the EU average)
 More developed regions (GDP per capita above 90% of the EU average)

Between €80-100 billion will be invested in innovation-drivers and take-up, notably research and innovation projects, SME competitiveness, digital growth and energy efficiency / renewable energies.

€ 70 billion for ESF investments in skills, life-long learning, social integration, employment services, social innovation ...

Via the Cohesion Fund around € 66 billion will go into trans-european transport connections and environmental projects

TOTAL 325.1 Regional policy

(11/04/2014)



BLOQUE II. APROXIMACIÓN CONCEPTUAL

Iniciativas político-estratégicas

Iniciativa	Alcance	Protagonistas	Apertura	Gestión €
JPI Joint Programming	Inv. (algo Innov.)	Países gestores PN		Países
PPP Public Private Partnerships*	Tecnológico	Industrias.	Open	CE
JTI Joint Technology*	Tecnológico	Industrias.	Club	Autónoma
European Research Alliances	Investigación	Centros Inv.	Semi	Autónoma
EIP European Innovation Partnership	IDT+ Inn+ CPI Regulación ...	CE, países, RTD, PT industria, usuarios		«etiquetas» VIP

*En el H2020 se denominarán: PPP contractuales y las JTI como PPP Institucionales

BLOQUE II. APROXIMACIÓN CONCEPTUAL

- European Innovation Partnership (EIP)
 - I. EIP Water
 - II. EIP Raw Materials
 - III. EIP Agriculture
- Public Private Partnerships (PPP)
 - I. PPP SPIRE
- Joint Programming Initiatives (JPI)
 - I. Water Challenge
 - II. Agriculture, Food Security and Climate Change
 - III. Cultural Heritage
 - IV. Healthy and Productive Seas and Oceans.
- ERA-NET
 - I. ECO-INNOVERA
 - II. ERAMIN
- Otros:
 - I. Eco-innovation Action Plan (EcoAP)
 - II. European Institute of Innovation & Technology (EIT). Climate-KIC



BLOQUE II. APROXIMACIÓN CONCEPTUAL

European Innovation Partnerships (EIPs)



http://ec.europa.eu/eu2020/index_en.htm



http://ec.europa.eu/research/innovation-union/index_en.cfm

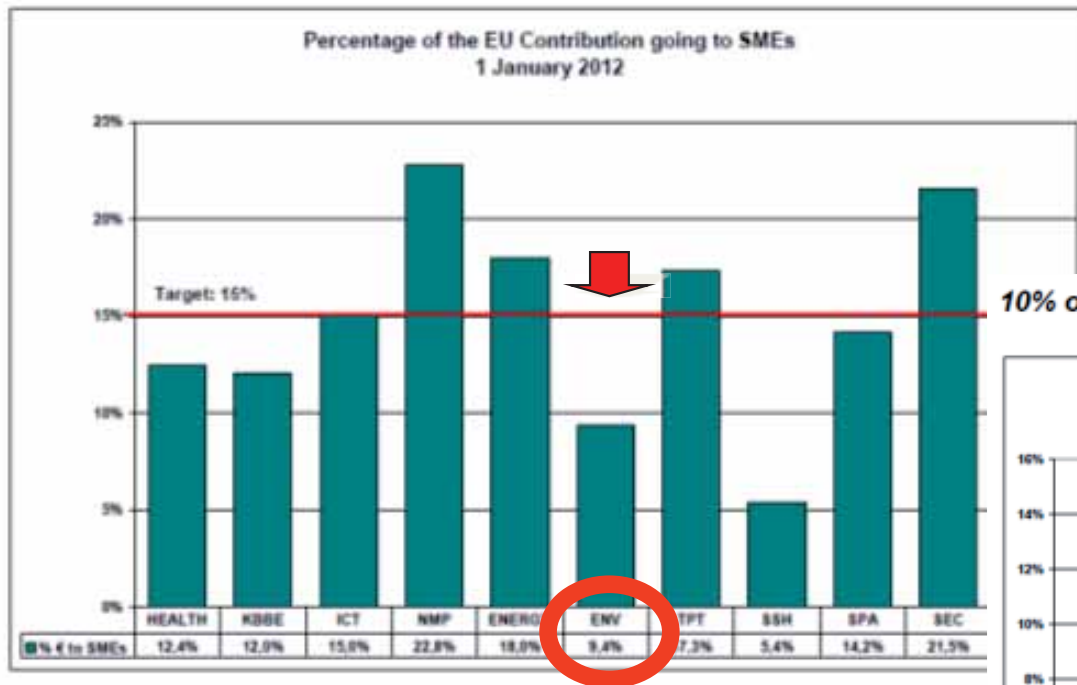


http://ec.europa.eu/research/innovation-union/index_en.cfm?section=active-healthy-ageing&pg=home

BLOQUE II. APROXIMACIÓN CONCEPTUAL

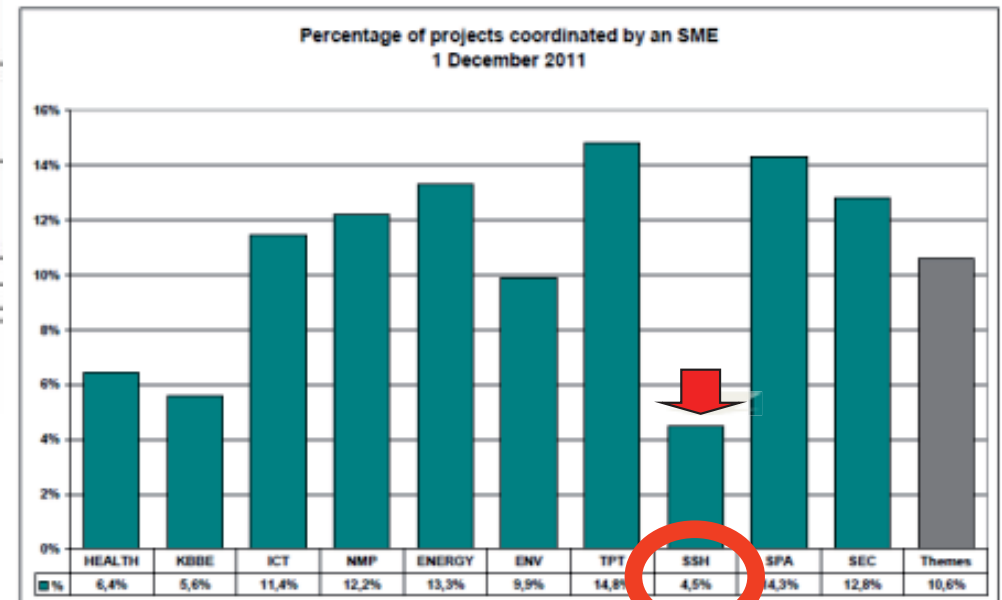
European Innovation Partnerships (EIPs)

EU Contribution going to SMEs, per Theme, versus the 15% target
Grant agreements signed during the years 2007 to 2011



Graph 1: The share of the EU Contribution going to SMEs, for each Theme within the Cooperation Programme (2007-2011)

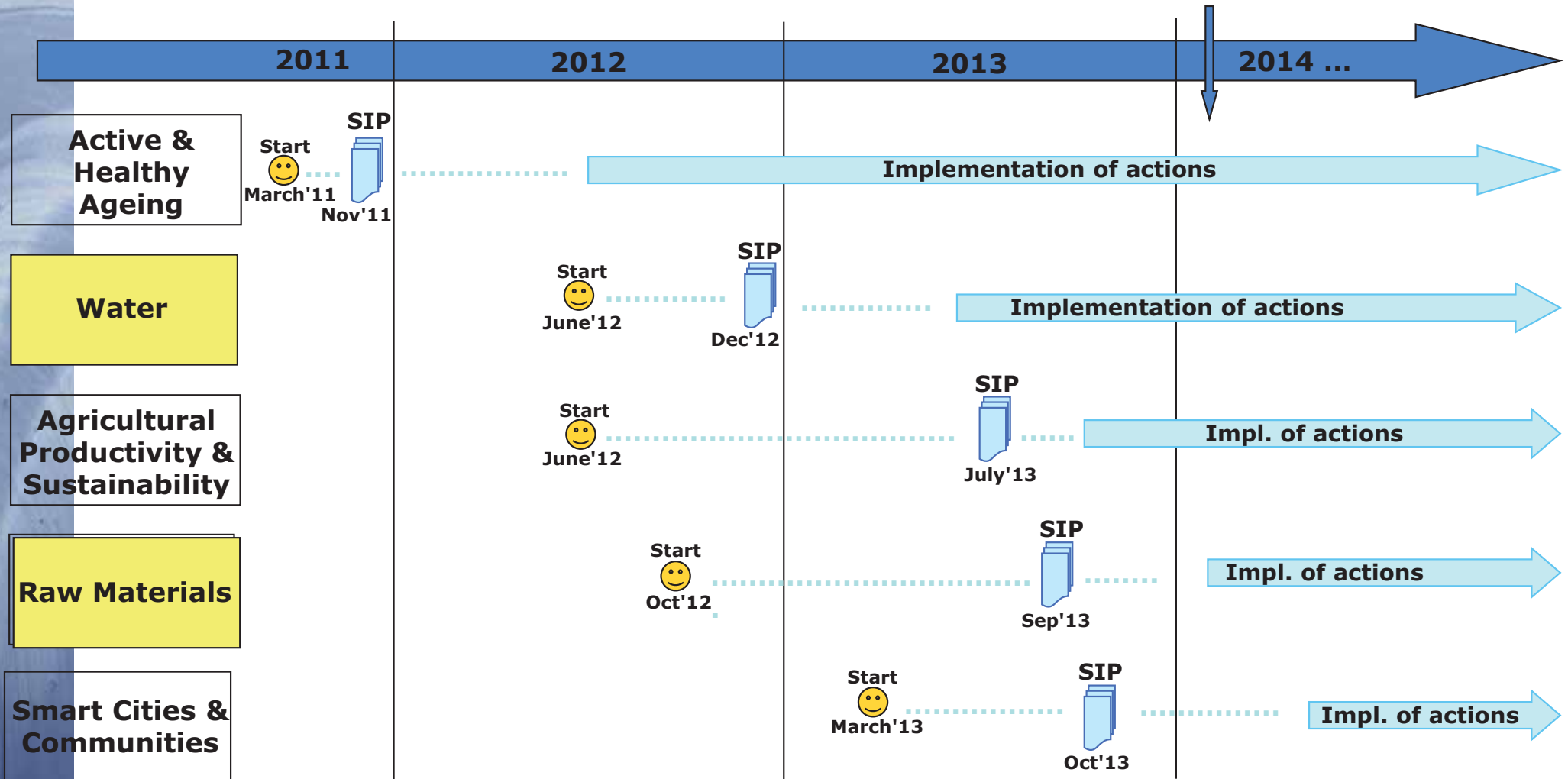
10% of the FP7 projects are coordinated by an SME



Graph 11: SME Coordinators per Theme in percentage of the projects

BLOQUE II. APROXIMACIÓN CONCEPTUAL

European Innovation Partnerships (EIPs)



Start: Endorsement by Council (following Commission proposal)

SIP: Strategic Implementation Plan (issued by Steering Group)

Implementation of actions: Execution of priority actions (following 'Invitations for Commitments', forming 'Action/Operational Groups', setting up 'Marketplaces', Conferences...)

BLOQUE II. APROXIMACIÓN CONCEPTUAL

European Innovation Partnerships (EIPs)

...Las EIPs no tienen financiación teórica, pero sí influencia práctica real o potencial en estos fondos:

- **Horizonte 2020-Enfoque estratégico del contenido de las Áreas Foco (*Focus Areas*) y los propios *topics*: Criterio de Evaluación de Impacto**
- Fondos Estructurales
- Banco Europeo de Inversiones
- Otros: LIFE+
- Proyectos de Interés Comunitario

BLOQUE II. APROXIMACIÓN CONCEPTUAL

European Innovation Partnerships (EIPs)

...Las EIPs tienen convocatorias específicas, bien para la elaboración de su Plan Estratégico de Implementación (*Strategic Implementation Plan*), bien para el desarrollo de las actividades de ese SIP:

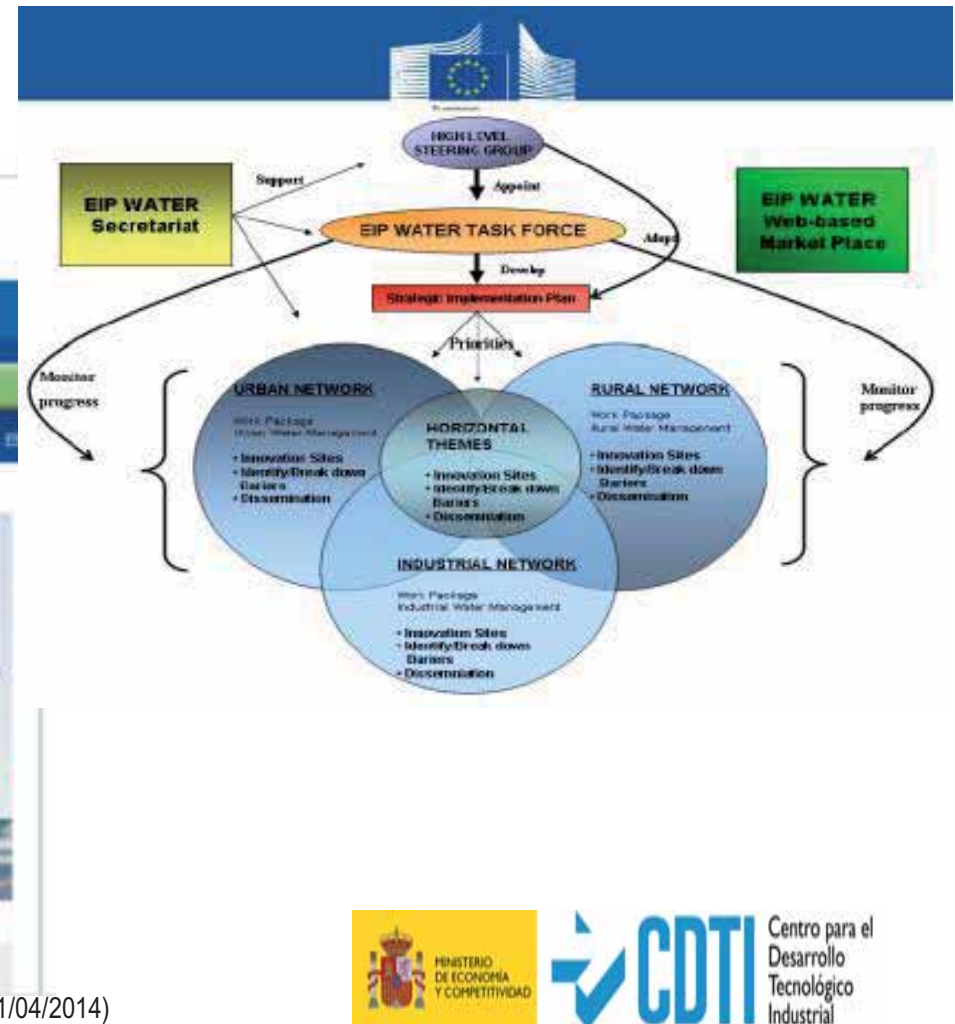
- **Call for Experts**
- **Call for Commitments** (...for Action Groups)

BLOQUE II. APROXIMACIÓN CONCEPTUAL

EIP on Water

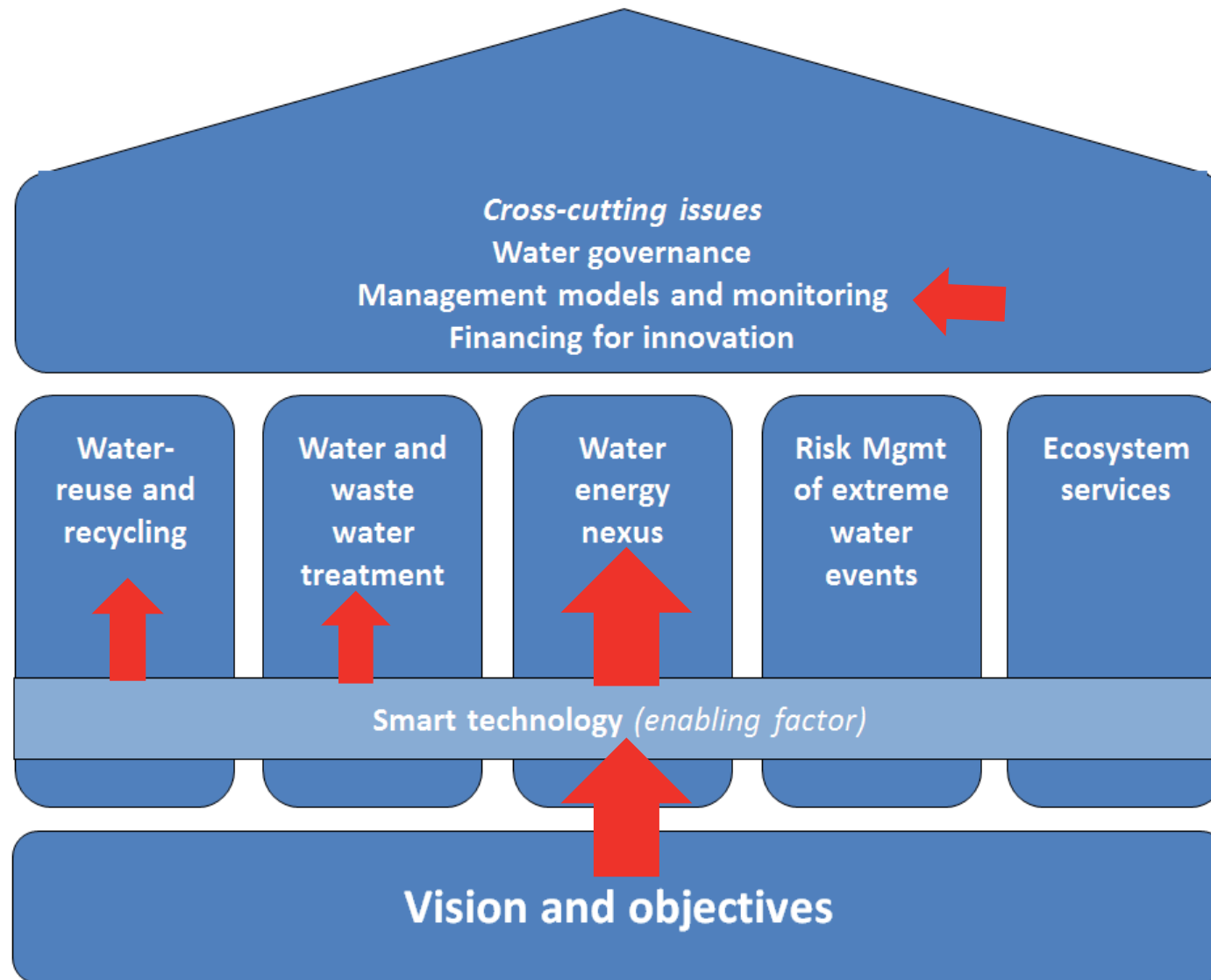
- Lidera DG Environment
- Apoya DG RTD (Directorate ENV)

The screenshot shows the EIP Water website interface. At the top, there's a navigation bar with 'ENVIRONMENT' and 'European Commission' logos. Below it, a secondary navigation bar lists categories like 'Water', 'Who's who', 'Policies', etc. The main content area features a '1st Action Group call finalized' article with bullet points: 'Welcome to the nine selected Action Groups!', 'Over 100 partner organizations from more than 20 countries involved', and 'First results to be presented at the EIP Water Conference on 21 November 2013'. A 'WISE' logo is visible in the bottom left corner.



BLOQUE II. APROXIMACIÓN CONCEPTUAL

EIP on Water



BLOQUE II. APROXIMACIÓN CONCEPTUAL

EIP on Water

- *Market place on-line*

The screenshot displays the EIP Water Online Market Place website. At the top, the logo features the European Union flag and the text "EIP Water Online Market Place Matchmaking for water innovation". Navigation links include "EU water policy", "Contact", "Register", and "Login". A "Feedback" button is also present. A subscription form for "Subscribe our news" and "Browse the archive" is visible, with a "Subscribe" button.

The main navigation bar includes: ABOUT, EVENTS, SHOWCASE, RESOURCES, WORKING GROUPS, GLOSSARY, and PRESS ROOM. Social media icons for YouTube, Twitter, and RSS are also shown.

The content area features an information box stating: "The European Innovation Partnership on Water - EIP Water in short - aims to boost opportunities for innovation in the water sector. It facilitates the development of innovative solutions and... Read more".

A map of Europe and the Mediterranean region is displayed, showing the number of users in various countries: Norway (3), Denmark (3), Belarus (3), Ukraine (2), Georgia (2), Turkey (5), Syria (5), Iraq (5), Iran (5), Pakistan (5), Nepal (5), India (5), Saudi Arabia (5), Egypt (2), Tunisia (2), Morocco (2), Algeria (2), Portugal (2), France (17), Italy (63), Greece (11), Spain (12), Germany (28), Poland (2), Czechia (2), Slovakia (2), Hungary (2), Austria (2), Switzerland (2), Netherlands (2), Belgium (2), Luxembourg (2), Ireland (3), United Kingdom (35), and Ireland (3). A legend identifies markers for Action Group, Event, New in Showcase, Products and Services, Project, and User.

The "FEATURED" section highlights: "2nd call for EIP Water Action Groups open! Call for expressions of commitment for EIP Water Action Groups has opened on November 4th and will close on 31 January 2014. read more".

The "MY MARKET PLACE" section includes: "Your exclusive area for information exchange, matchmaking and teaming-up (How to register). Sign In / Register Today's Market Place Index".

BLOQUE II. APROXIMACIÓN CONCEPTUAL

EIP on Water

Action Group	País lider	Lider	Num. Socios	Num Socios ES
Smart Pricing and Drought Insurance Schemes in Mediterranean Countries	ES	IMDEA Agua	10	9
Renewable Energy Desalination (RE-Desalination)	ES	CIEMAT	14	3
W4EF: Framework for evaluation and reporting of the energy impacts on water	FR	EDF	37	0
Anaerobic membrane Bioreactor for Recovery of Energy and Resources	ES	Univ. Valencia	11	3
CITY BLUEPRINTS: Improving Implementation Capacities of Cities and Regions	NL	KWR	22	2
WaterCoRe: Regional governance of water scarcity and drought issues	NL	Noord-Brabant	18	2
Industrial Water Re-use and Recycling	NL	TNO	44	4
ESE - Ecosystem Services for Europe	ES	CIRCE	13	3
FINNOWATER	EU	ERRIN	19	7
Total	9	-	188	
Total España	4	-	33	
Porcentaje de España sobre total	44	-	18	
Ranking	Primero	-	¿Primero?	

BLOQUE II. APROXIMACIÓN CONCEPTUAL

EIP on Raw Materials

- Lidera DG Enterprise
- Apoya DG RTD (Directorate ENV)



BLOQUE II. APROXIMACIÓN CONCEPTUAL

EIP on Raw Materials

Metrics for Monitoring the Performance of the EIP on Raw Materials:

1. Import Dependency
2. Resource Efficiency
3. Competitiveness

Ponderación anual mundial

Table 1: Metrics for EU Import Dependency of Raw Materials (%)

Raw Material	Import Dependency	Raw Material	Import Dependency
Natural Rubber	100%	Bulk Metals	57%
High-Tech Metals	96%	Industrial Minerals	46%
Iron Ore	85%	Wood	15%
Critical Raw Materials*	77%	Paper	9%

** As defined by the EU. These 14 raw materials include a combination of high-tech metals, bulk metals, as well as industrial minerals
Source: European Commission (2010), Critical Raw Materials for the EU & some additional references*

BLOQUE II. APROXIMACIÓN CONCEPTUAL

EIP on Raw Materials

Potencial EIP Materias Primas

Exploración y
Extracción

Reciclado

Sustitución



Objetivos 2020

10 plantas piloto

3 materiales
críticos sustituidos

Knowledge Innovation
Community en 2014

BLOQUE II. APROXIMACIÓN CONCEPTUAL

EIP on Raw Materials

Líneas Tecnológicas – aplicaciones destacadas

Semiconductores y condensadores

→ Galio, Tántalo y Paladio



Soldar sin Pb



→ Zinc, Plata



Etiquetas RFID

→ Plata



Pantallas táctiles y flexibles

→ Indio, Zinc

Leds blancos

→ Paladio



Células fotovoltaicas en lámina delgada

→ Indio, Selenio, Galio



Motores eléctricos

→ Neodimio, Cobre



Materiales inoxidables

→ Titanio, Paladio

Baterías ion-Li

→ Litio, cobalto



Células de combustible

→ Platino


Fibra óptica

→ Germanio

BLOQUE II. APROXIMACIÓN CONCEPTUAL

EIP on Raw Materials

Raw material	Emerging technologies
Antimonio	Óxido Antimonio-Zinc (~ In-Sn-O), microcondensadores
Cobalto	Baterías de ión-Litio, combustibles sintéticos
Galio	Semi-conductores, células fotovoltaicas de lámina delgada, LEDs blancos
Germanio	Fibra óptica, tecnologías ópticas
Indio	Pantallas, células fotovoltaicas de lámina delgada
Platino (PGM)	Células de combustible, catalizadores
Paladio (PGM)	Catalizadores, desaladoras
Niobio	Microcondensadores, aleaciones férricas
Neodimio(REE)	Imanes permanentes, tecnologías laser
Tántalo	Microcondensadores, tecnologías médicas



BLOQUE II. APROXIMACIÓN CONCEPTUAL

EIP on Agricultural Productivity and Sustainability

- Lidera DG AGRI
- Apoya DG RTD

EIP AGRO – Areas of Innovative Actions:

- Increased agricultural productivity, output, and resource efficiency
- Innovation in support of the bio-based economy
- Biodiversity, Ecosystem services, and soil functionality
- Innovative products and services for the integrated supply chain
- Food quality, food safety and healthy lifestyles

The screenshot shows the website for the European Innovation Partnership (EIP) in Agriculture and Rural Development. The page features a navigation menu on the left with categories like Home, The CAP, Policy areas, Market sectors, External relations, CAP funding, Analysis, Media, Services, Tool Box, Archive, and About us. The main content area is titled 'European Innovation Partnership 'Agricultural Productivity and Sustainability'' and includes a description of EIP-AGRI's mission: 'The agricultural European Innovation Partnership (EIP-AGRI) works to foster competitive and sustainable farming and forestry that 'achieves more and better from less'. It contributes to ensuring a steady supply of food, feed and biomaterials, developing its work in harmony with the essential natural resources on which farming depends.' Below this, there is a 'News' section with two entries: '11/03/2014: Call for experts for four new Focus Groups on HNV farming, precision farming, permanent grassland and horticulture fertiliser efficiency' and '17/09/2013: New call for Focus Groups' experts launched: Genetic resources, Soil organic matter, Integrated pest management'. On the right side, there are sections for 'IN THIS CHAPTER' (Introduction, Events, Newsletters, Network and Service Point, High Level Steering Board, Focus groups, Documents) and 'RELATED INFO' (EIP network call for tender, Standing Committee on Agricultural Research, EIP on Water, Innovation Union).

BLOQUE II. APROXIMACIÓN CONCEPTUAL

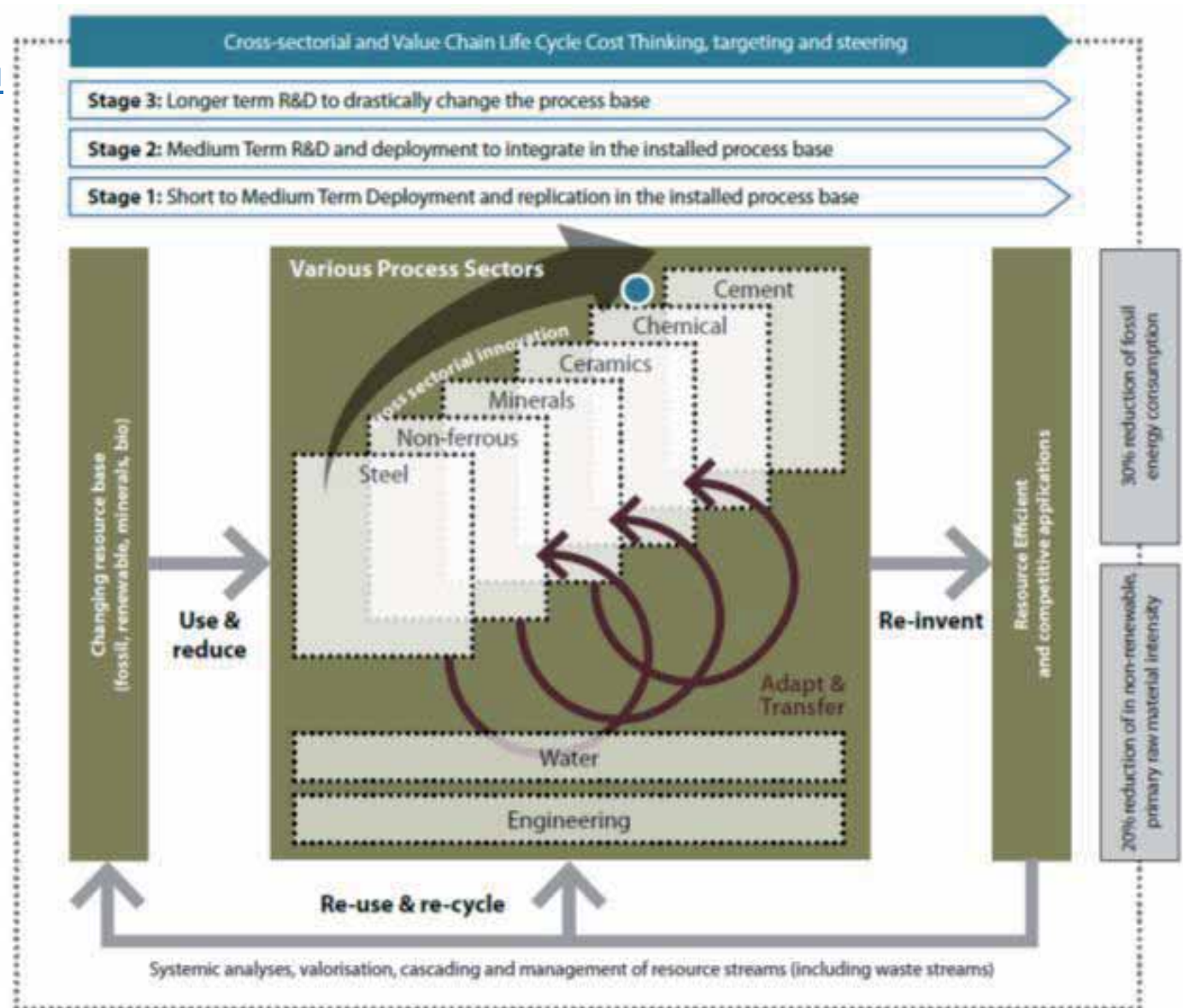
EIP on Agricultural Productivity and Sustainability

- April '13: EIP Service Point established
- May '13: 1st Call for Expression of Interest for EIP Focus Groups
 - 1. Organic farming, 2. Protein crops, 3. Animal husbandry – started Sep '13
- Sep '13: 2nd Call for EoI for EIP Focus Groups
 - 4. Genetic resources, 5. Organic matter content of soils, 6. Integrated pest management in brassica production – started Dec '13
- Nov '13: Seminar on Programming EIPs within Rural Dev Policy
- Monitoring and evaluation framework completed
- Jan '14: EIP Workshop on integrating research and innovation activities
- Feb '14: Staff Working Document on the SIP

BLOQUE II. APROXIMACIÓN CONCEPTUAL

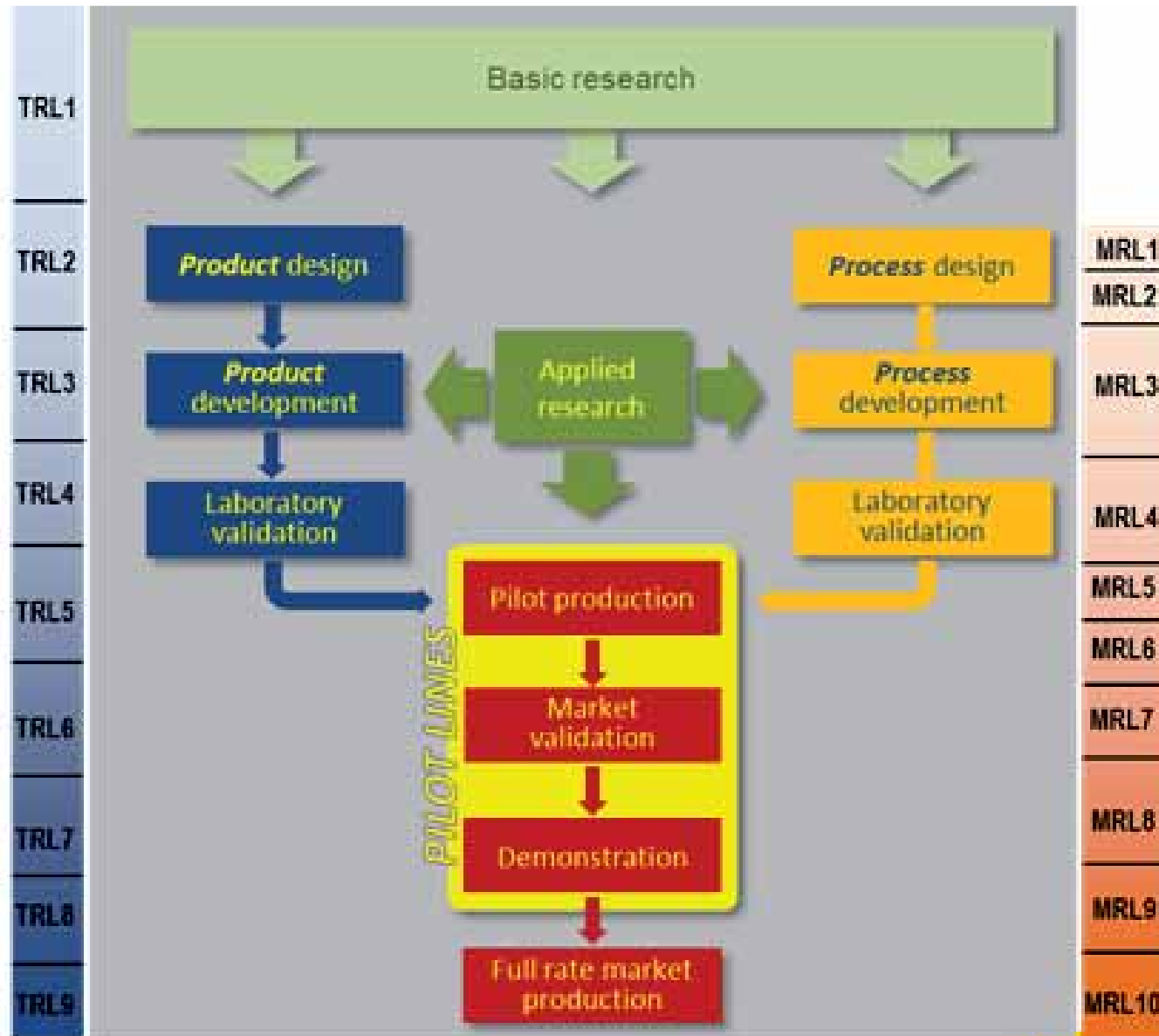
Public Private Partnership SPIRE

- <http://www.spire2030.eu>
- 900 M EUR en total
- Impacto: Key Performance Indicators (KPIs)



BLOQUE II. APROXIMACIÓN CONCEPTUAL

Key Enabling Technologies (KETs)



BLOQUE II. APROXIMACIÓN CONCEPTUAL

COPERNICUS

<http://www.copernicus.eu/>

The screenshot shows the Copernicus website interface. On the left is a vertical navigation menu with buttons for Overview, Services, Infrastructure, Applications, Projects, Library, Events, News, Newsletters, Publications, and Links. The main content area features a grid of images and text. A 'WHAT'S NEW' section lists updates from November 2013, including 'Coastal Environment: The squeeze continues', 'SWARM: End of beginning', 'European Space Agency: The European Space Agency', and 'SWARM constellation deployed booms'. A 'FOCUS EVENT' section mentions the 'European Space Expo' from November 28 to December 9, 2013, in Lisbon, Portugal. On the right, a grid of blue tiles highlights various topics: Management of urban areas, Sustainable development and nature protection, Regional and local planning, Agriculture, forestry and fisheries, Health, Emergencies, Infrastructure, transport and mobility, Tourism, and Copernicus for Regions.


BLOQUE II. APROXIMACIÓN CONCEPTUAL

Joint Programming Initiatives

<http://www.jpc2013.com/programme/>



<http://www.waterjpi.eu/>



<http://www.jpi-climate.eu/>



<http://www.jpi-oceans.eu/>



<http://www.jpi-culturalheritage.eu/>



BLOQUE II. APROXIMACIÓN CONCEPTUAL

Joint Technology Initiative on BioBased Industries


- Overall Budget: 3.800 M€ **1.000 M€ EC (850 RS2 + 150 LEIT);**
2.800 M€ BioIndustries



- BIC members (69 Industries + 102 RTOs , Associations & ETPs)
- Drafting **WP 2014** (final version).
 - Matchmaking event: **5 February 2014** (BIC Members)
 - Pre-publication: **May 2014**
 - Stakeholder event: **May 2014**
 - Date of Publication: **July 2014**
 - Deadline: **October 2014**
 - Budget: **50 M€ (approx)**
 - Actions: **R&D (mainly), demo/flagship (limited), CSAs**
- Several ideas for **WP 2015** – draft WP version in August
 - Date of Publication: **Dec 2014?**

BLOQUE II. APROXIMACIÓN CONCEPTUAL


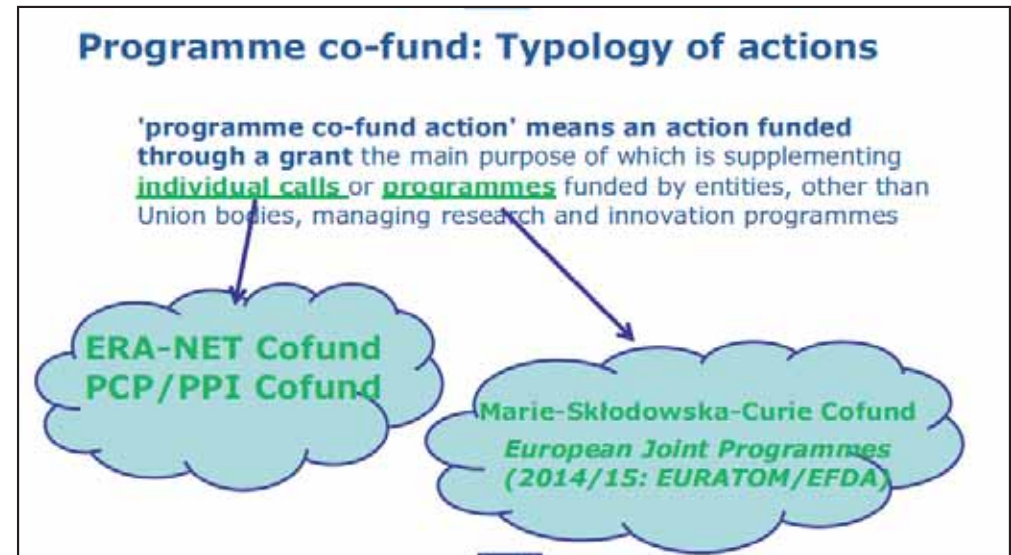
ERA-Nets



**Type of action used for ERA-NET:
Programme Cofund**
(Rules for participation, Article 2 – Definitions)

(16) 'programme co-fund action' means an action funded through a grant the main purpose of which is supplementing individual calls or programmes funded by entities, other than Union funding bodies, managing research and innovation programmes.

A programme co-fund action may also include complementary activities of networking and coordination between programmes in different countries;

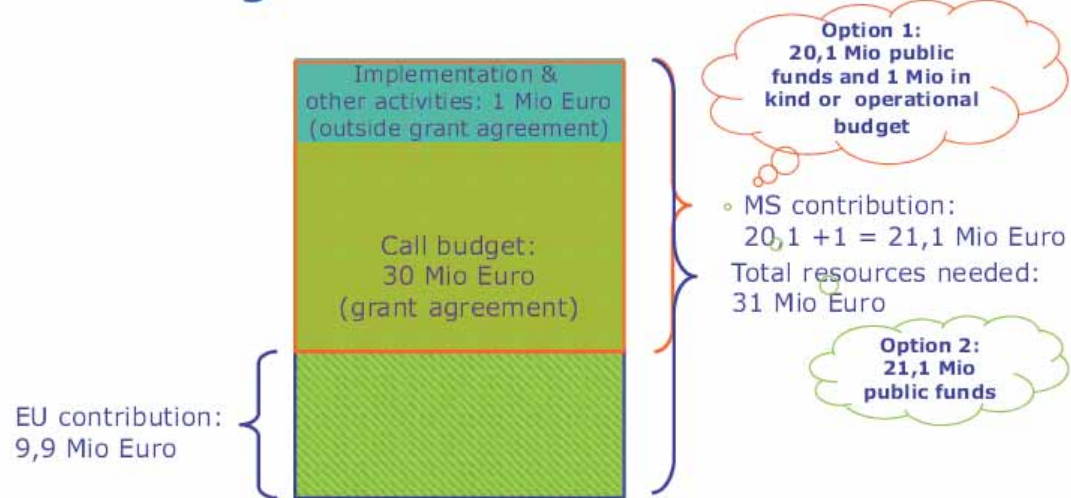



A. Implementation of a single joint call (MS contribution in cash)	B. Implementation of a single joint call (MS contribution in cash) and additional activities	C. Implementation of a single joint call (MS contribution in kind) <u>In exceptional cases</u>
<ul style="list-style-type: none"> Call for proposals organised by national/regional funding agencies Activities: call preparation, implementation and follow-up Eligible costs: financial support paid to third parties 	<ul style="list-style-type: none"> Call and activities as in A. <u>Additional joint activities</u> including additional joint calls without Union top-up funding. Eligible costs: financial support paid to third parties <u>and</u> coordination costs for additional activities (unit costs per beneficiary per year). 	<ul style="list-style-type: none"> Call for proposals organised by governmental research organisations Beneficiaries carry out the projects resulting from the call themselves Eligible costs: costs of trans-national projects on the basis of Horizon 2020 rules In-kind contributions: non-reimbursed expenditure

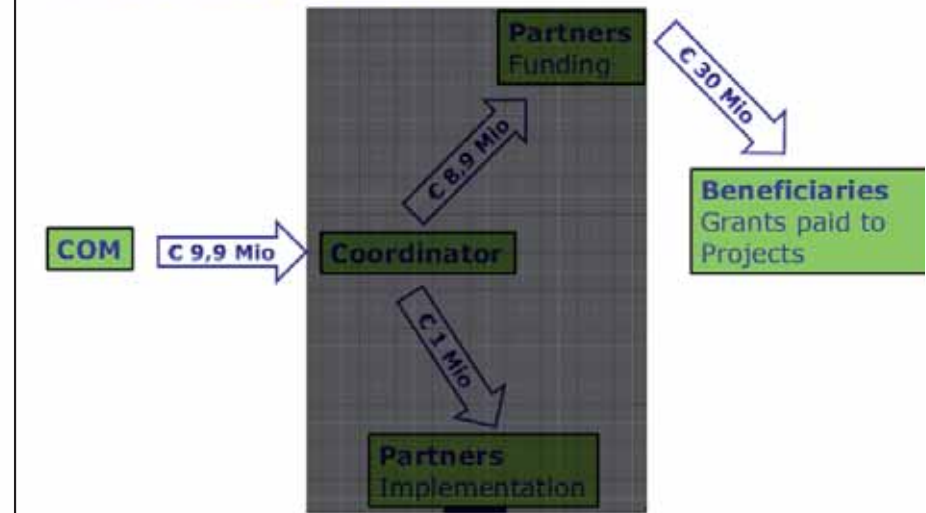
BLOQUE II. APROXIMACIÓN CONCEPTUAL

ERA-Nets

Financing of the co-funded call



Example: cash-flow



ERA-NET Cofund MGA – forms of costs

A. direct costs related to trans-national projects

A.1 Direct costs of providing financial support to third parties implementing trans-national projects

A.2 Direct costs for the implementation of trans-national projects by the beneficiaries

A.2.1 Direct personnel costs for the implementation of trans-national projects by the beneficiaries

A.2.2 Direct costs of subcontracting for the implementation of trans-national projects by the beneficiaries

A.2.3 Other direct costs for the implementation of trans-national projects by the beneficiaries

B. direct coordination costs for of additional activities (unit cost)

C. indirect costs (25% flat rate) (excluding support to third parties, subcontracting etc.)

ERA-NET "cash"

ERA-NET "in-kind"

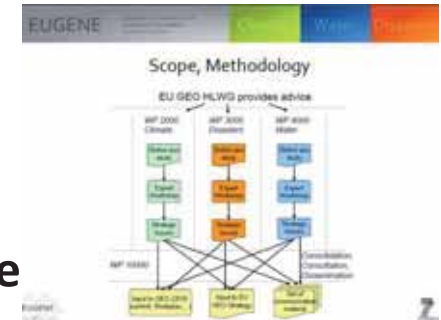
BLOQUE II. APROXIMACIÓN CONCEPTUAL

ERA-Nets

- **SC5-15-2015: Strengthening the European Research Area in the domain of Earth Observation. 15-25 M EUR**
- **WATER-3-2014/2015: Stepping up EU research and innovation cooperation in the water area. 2015 ...sustainable water use in agriculture, to increase water use efficiency and reduce soil and water pollution... 15 M EUR**
- **SC5-2-2015: ERA for Climate Services. 25 M EUR**

• **Geo-sciences. 15-25 M EUR**

- **Cultural Heritage. 15-25 M EUR**



<http://www.waterjpi.eu/>



<http://www.jpi-climate.eu/>



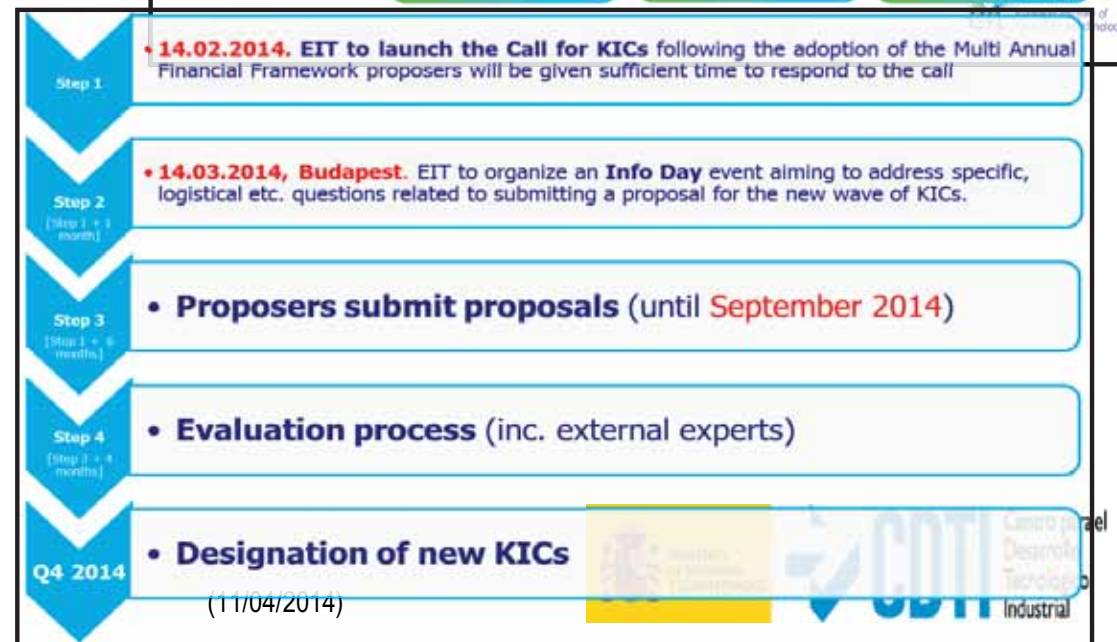
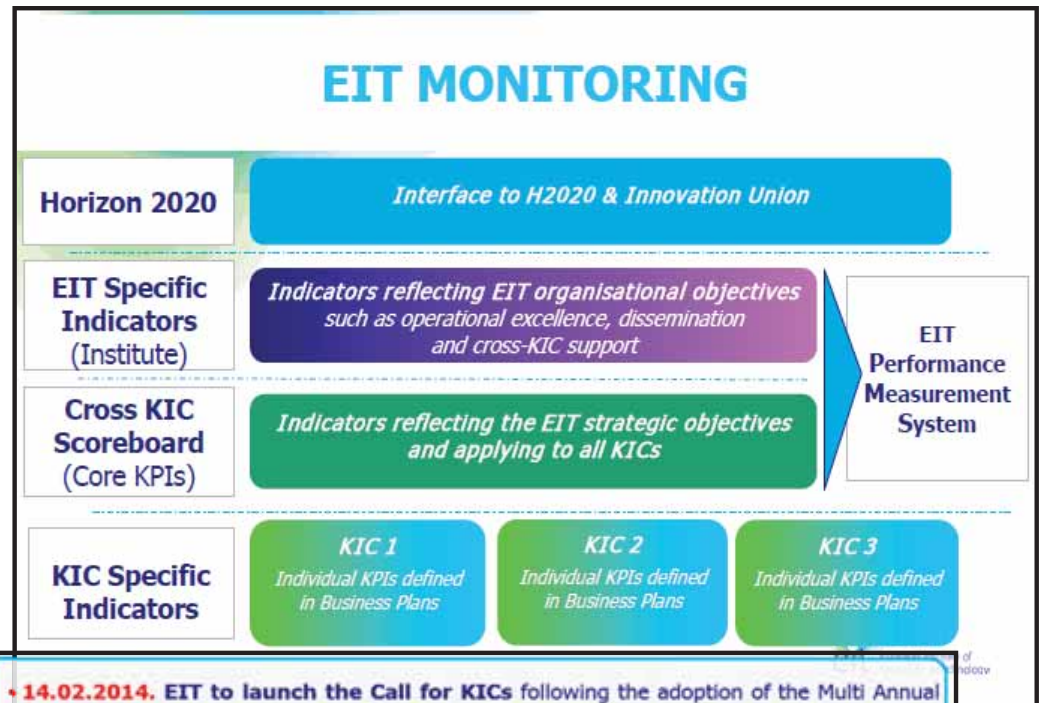
<http://www.jpi-culturalheritage.eu/>



BLOQUE II. APROXIMACIÓN CONCEPTUAL

EIT (*European Innovation and Technology Institute*)

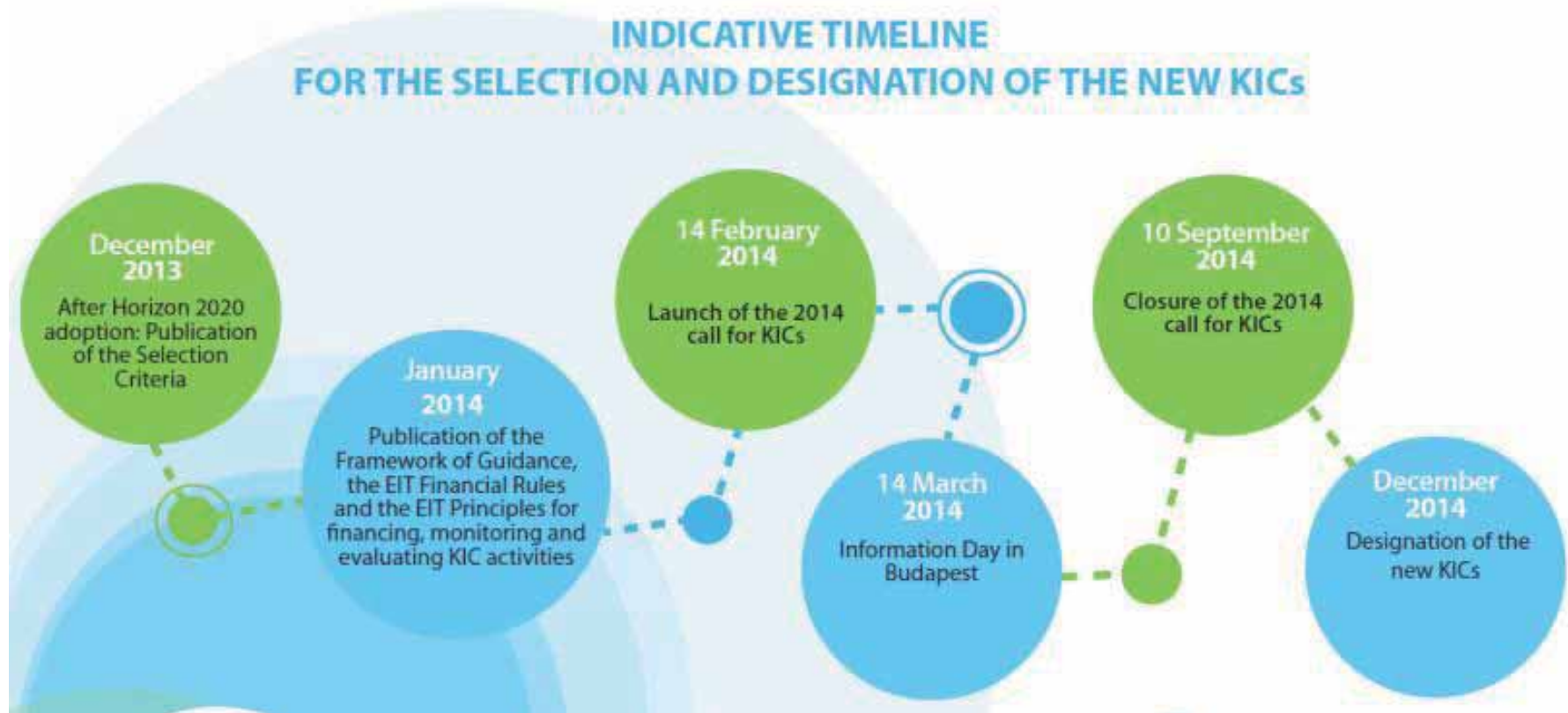
- **KICs existentes:**
 - **Climate KIC**
 - INNO ENERGY KIC
 - ICT Labs
- **Futuras 2014...**
 - Health
 - **Raw Materials**
- **2016...**
 - Added Value Manufacturing
 - **Food4Future**
- **2018...**
 - Urban Mobility



BLOQUE II. APROXIMACIÓN CONCEPTUAL

EIT (*European Innovation and Technology Institute*)

- eit.europa.eu/kics/2014-call-for-kics/



BLOQUE II. APROXIMACIÓN CONCEPTUAL

EIT (*European Innovation and Technology Institute*)

1. STRATEGY 30 points	2. OPERATIONS 35 points	3. IMPACT 35 points
TOTAL 100 points		
1.1 STRATEGIC APPROACH Relevance and applicability of the KIC model to tackle the societal challenge via a multidisciplinary approach by integrating the Knowledge Triangle and fostering entrepreneurship. 10 points max	2.1 KIC GOVERNANCE Quality and relevance of the KIC governance model for implementing the KIC's strategy including the choice and suitability of the KIC Legal Entity and involvement of partners' top management in the KIC's governance. 10 points max	3.1 IMPACT AND COMPETITIVENESS Short, mid and long-term potential pan-European impact on human capital, job creation, economic growth and its relevance in the context of the KIC's strategy and the EIT's Strategic Innovation Agenda. 15 points max
1.2 ADDED-VALUE, INNOVATIVENESS AND SYNERGIES Novelty of the strategic market-oriented approach and competitive position; readiness to establish concrete synergies and complementarities with EU and other relevant global initiatives. 10 points max	2.2. LEADERSHIP AND OPERATIONS Quality of the leadership team profiles and their executive power over all of the KIC's strategy and business plan implementation. Effectiveness of the operational structure including connectivity among co-location centres; quality and demonstration of how activities (education, research, and innovation) are integrated in the entrepreneurship-driven Knowledge Triangle. 10 points max	3.2 OUTPUTS (KPIs) AND KIC SCOREBOARD Relevance of the expected outputs, Key Performance Indicators (KPIs) included in a KIC Scoreboard consistent with the KIC's activities, and contribution to the EIT Scoreboard. 10 points max
1.3 KIC PARTNERSHIP The combined strength of the partners forming a diverse, balanced, collaborative and world-class partnership. 10 points max	2.3 KIC BUSINESS MODEL AND FINANCIAL PLAN Feasibility of the KIC's business model and financial plan for achieving market targets and strategic milestones; financial plan for achieving return on investments and financial sustainability in the long-term with a progressive phasing out of the EIT's funding; cash-flow including EIT's funding and partners' investments and other non-EIT resources; a plan for the management and exploitation of intellectual property supporting the KIC's business model. 15 points max	3.3 COMMUNICATION, OUTREACH AND DISSEMINATION Quality and relevance of the KIC communication strategy including the contribution to building the EIT identity; quality and relevance of the outreach and dissemination plans, including sharing good practices, within, between and beyond the KIC, across EU Member States, regions and institutions. 10 points max

BLOQUE II. Horizonte 2020-Reto 5

ENFOQUE ESTRATÉGICO DE LOS TOPICS: Art. 185



The image shows a screenshot of the BONUS website homepage. At the top left is the BONUS logo with the tagline "SCIENCE FOR A BETTER FUTURE OF THE BALTIC SEA REGION". To the right of the logo is a search bar and a Facebook icon. Below the search bar are links for "Contact us", "E-bulletin", and "BONUS logo". The main content area features a navigation menu on the left with categories like "BONUS 2010-2016", "About BONUS", "BONUS projects", "For policymakers", "For researchers", "Events", "News room", "Publications", "Policy and other links", and "For members of the public". The main content area has a heading "BONUS 2010-2016" and "The joint Baltic Sea research and development programme". Below this is a paragraph about the program's launch in June 2010, followed by a photograph of a coastal area with islands. A quote from a 2011 report is also present, along with a paragraph about the program's goals.

BONUS
SCIENCE FOR A BETTER FUTURE OF THE BALTIC SEA REGION

Front page > BONUS 2010-2016

BONUS 2010-2016

- Partners and funding development
- Strategic research agenda
- BONUS calls
- Facilities and data sharing
- BONUS metadata collection
- Stakeholder communications
- National BONUS contact points

About BONUS

- BONUS projects
- For policymakers
- For researchers
- Events
- News room
- Publications
- Policy and other links
- For members of the public

BONUS 2010-2016
The joint Baltic Sea research and development programme

In June 2010, the European Parliament supported the European Council's decision that launched a new research and development programme to protect the Baltic Sea, BONUS, worth of EUR 100 million for the years 2010-2016.

In particular, the exceptionally high support by the Members of the Parliament – 97 % of votes for BONUS – reflects well the status of BONUS as the first model case for the development of science-based management of the European regional seas. BONUS thus serves the whole Europe, not only the Baltic Sea.

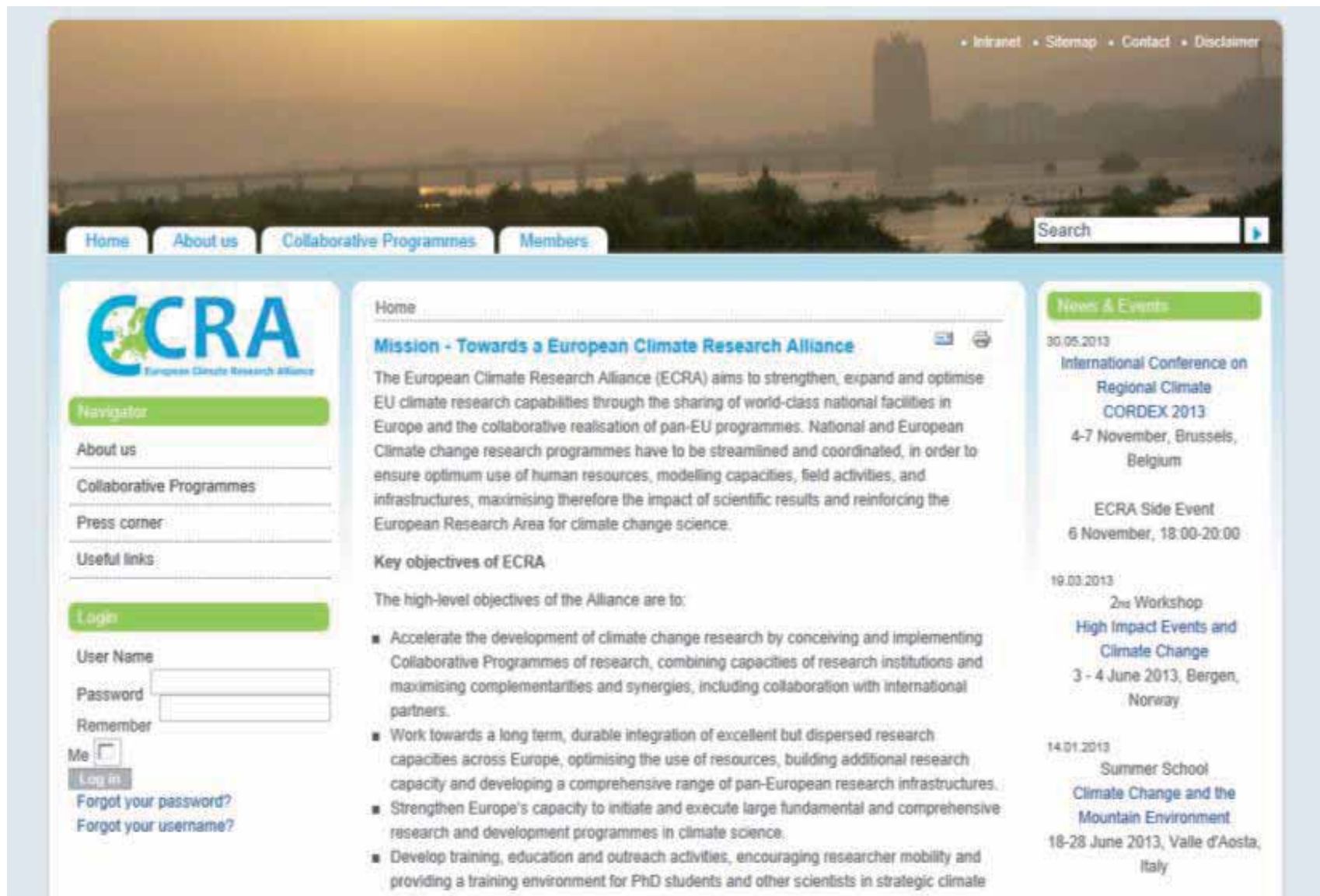
Copyright Riku Lumia

"Regional research governance frameworks at regional seas level do not exist yet, except for BONUS."
Review of regional research governance frameworks for the purpose of future articulation of maritime governance at the EU level, MARCOM+ 2011

BONUS brings together the research communities of marine, maritime, economical and societal research to address the major challenges faced by the Baltic Sea region. A full understanding of the Baltic Sea system is needed. This requires sound knowledge that is scientifically first-rate and relevant for society.

BLOQUE II. APROXIMACIÓN CONCEPTUAL

European Research Alliance



The screenshot shows the homepage of the European Climate Research Alliance (ECRA). At the top, there is a navigation bar with links for Home, About us, Collaborative Programmes, and Members, along with a search box. The main content area is divided into three columns. The left column features the ECRA logo and a 'Navigator' menu with links to About us, Collaborative Programmes, Press corner, and Useful links. Below this is a 'Login' section with fields for User Name, Password, and Remember Me, and links for 'Forgot your password?' and 'Forgot your username?'. The middle column, titled 'Home', contains the mission statement: 'Mission - Towards a European Climate Research Alliance'. It states that ECRA aims to strengthen, expand, and optimise EU climate research capabilities through the sharing of world-class national facilities in Europe and the collaborative realisation of pan-EU programmes. It also lists the key objectives of ECRA, which include accelerating climate change research, integrating dispersed research capacities, strengthening Europe's capacity to initiate large-scale research, and developing training and outreach activities. The right column, titled 'News & Events', lists several events: an International Conference on Regional Climate CORDEX 2013 (4-7 November, Brussels, Belgium), an ECRA Side Event (6 November, 18:00-20:00), a 2nd Workshop on High Impact Events and Climate Change (3-4 June 2013, Bergen, Norway), and a Summer School on Climate Change and the Mountain Environment (18-28 June 2013, Valle d'Aosta, Italy).

BLOQUE III. INCENTIVOS Y RESULTADOS

- **Empresas Nuevas:** aquellas que **no hayan obtenido subvención en los cuatro años anteriores a esta nueva propuesta** en el Programa de Cooperación del Séptimo Programa Marco de I+D o en Horizonte 2020; o nuevos líderes, empresas que habiendo participado sólo como socios en el VII Programa Marco de I+D o en Horizonte 2020, obtengan retorno como coordinadoras de proyectos.
- **Ámbito Instrumental:** **Liderazgo Industrial y Retos Sociales**
- **Fecha límite** de presentación de ofertas: **3 de enero de 2014** (12:00 hs)



BLOQUE III. INCENTIVOS Y RESULTADOS



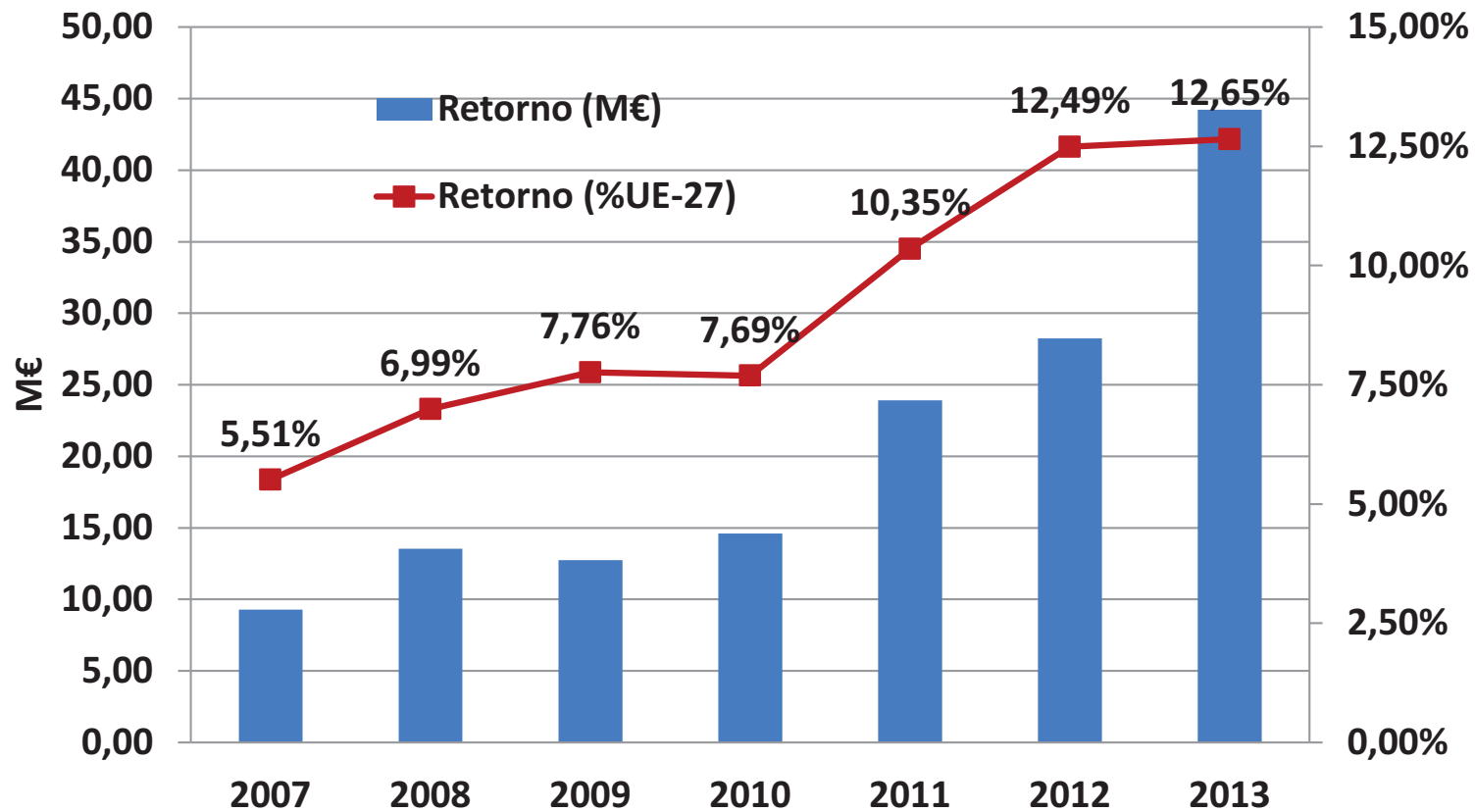
Resultados participación española en Medio Ambiente (resultados provisionales acumulados 2007-2013)

Participación en propuestas (% del total)	Presentadas España, nº Coordinadas España, nº Financiación solicitada ES, M€	1.409 (72,8%) 285 (14,7%) 796,2 (11,3%)
Financiación actividades (% del total)	Financiadas España Coordinadas España	270 (55,9%) 50 (10,4%)
Resultados entidades	Entidades españolas con actividades financiadas Empresas (%PYME*)	273 129 (75,97%)
Tasa de éxito % proyectos financiados/ propuestas presentadas	España Total	19,2% 24,9%[‡]
Retorno	M€ % UE-27(% total)	146,0 9,59% (8,2%)
Posición España por retorno		4ª

*PYME: empresas con menos de 250 empleados
⁵²
[‡] Fuente: Comisión Europea "Fifth FP7 Monitoring Report"

(11/04/2014)

BLOQUE III. INCENTIVOS Y RESULTADOS

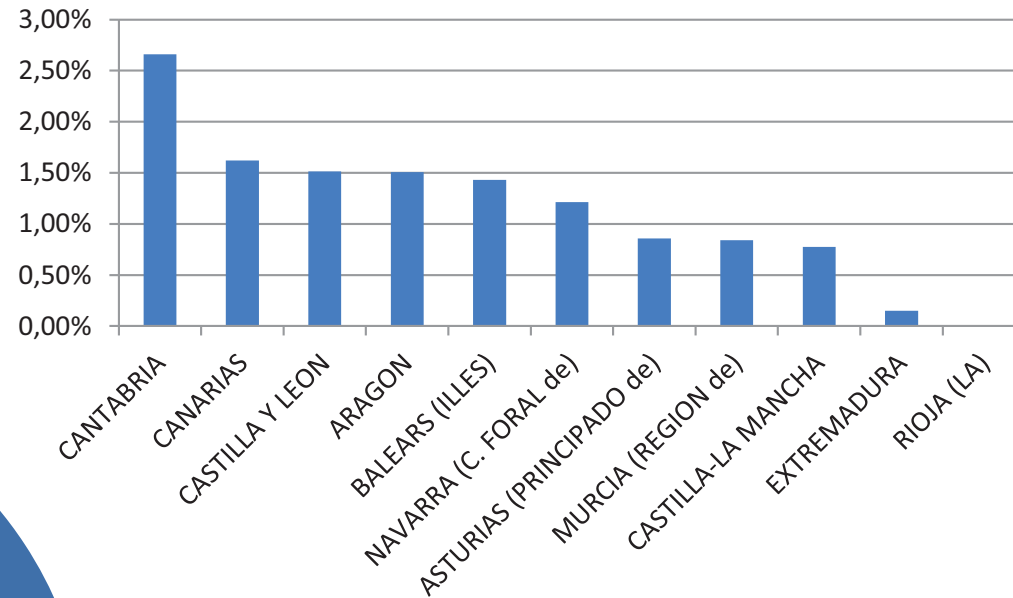
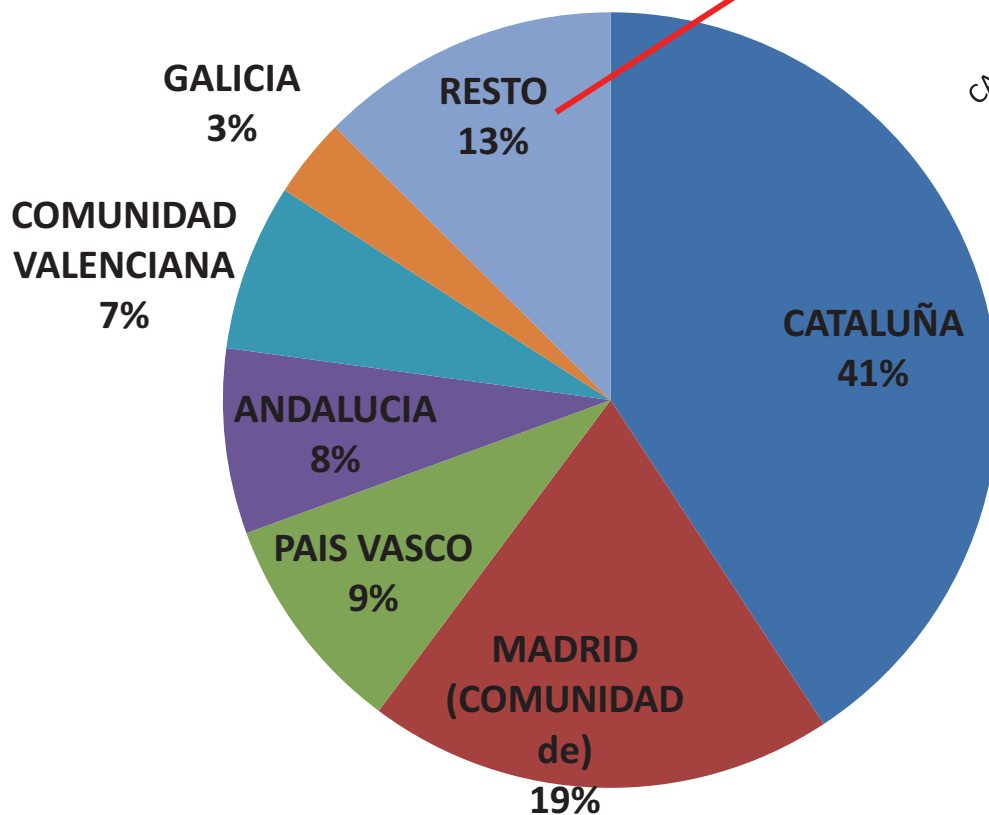


- **Posición de España en retorno: evolución 7º (2007) → 4º (2012)**

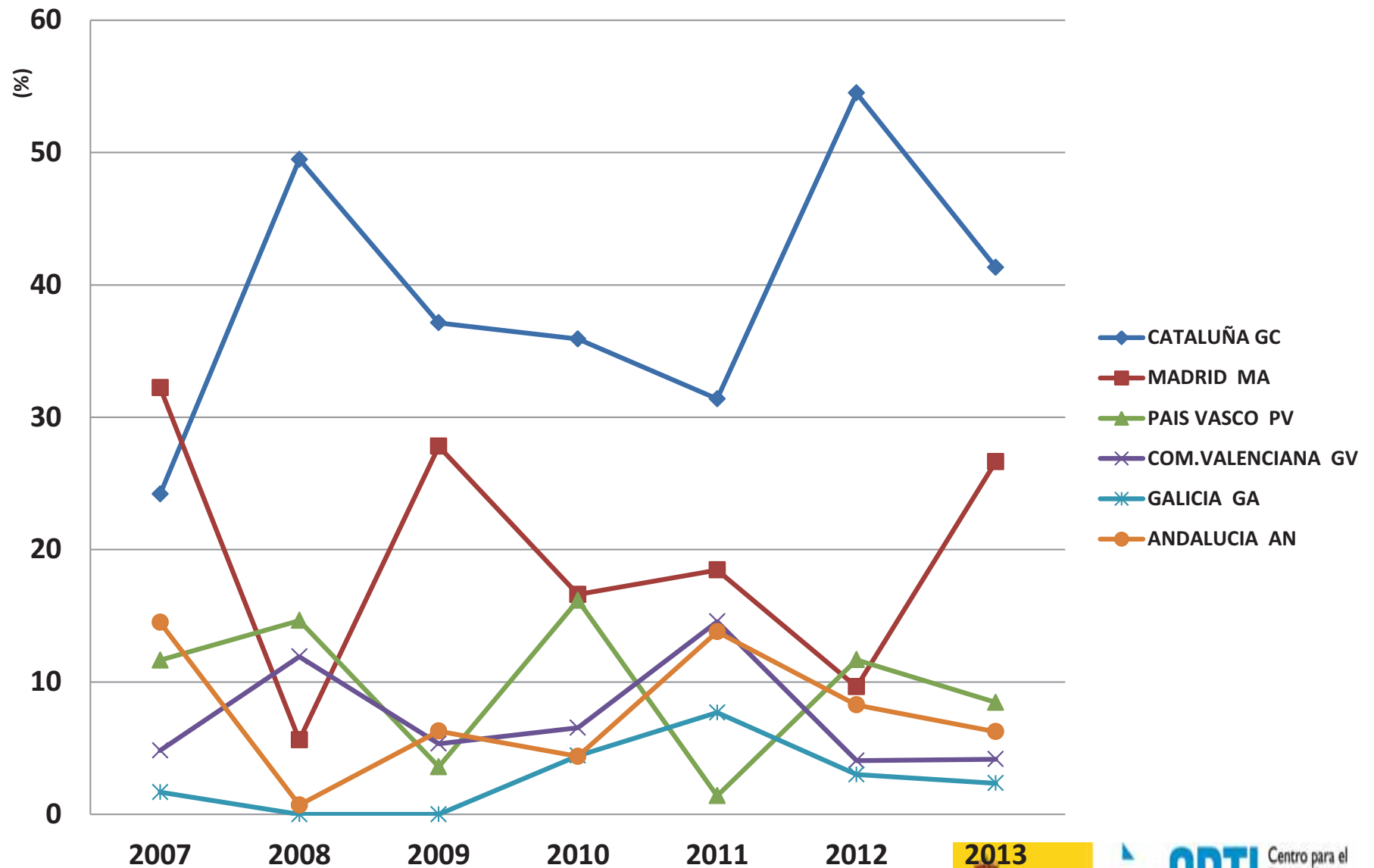
BLOQUE III. INCENTIVOS Y RESULTADOS



Estadísticas por CCAA



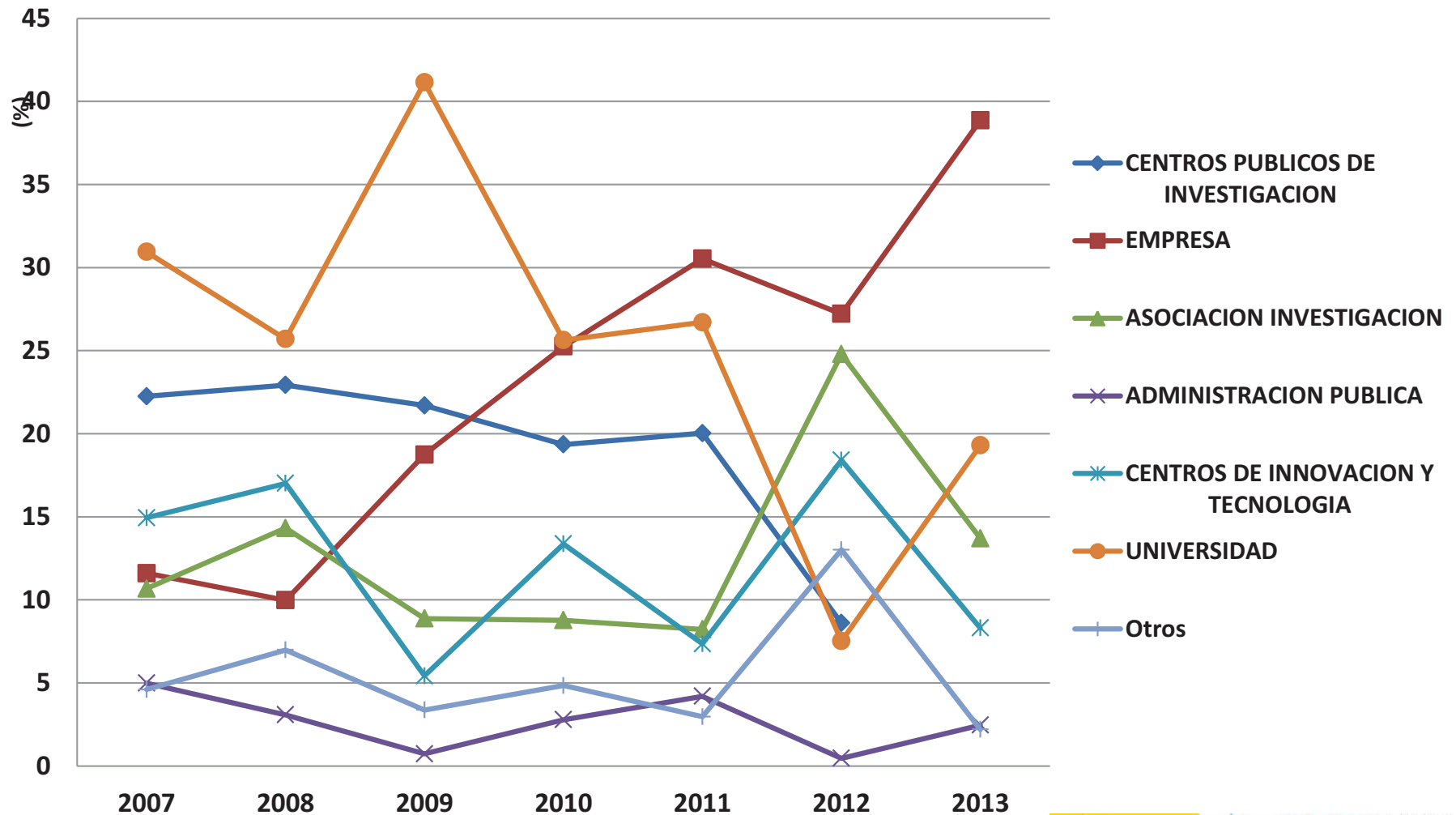
BLOQUE III. INCENTIVOS Y RESULTADOS



BLOQUE III. INCENTIVOS Y RESULTADOS



Estadísticas por Tipo Entidad



GRACIAS POR LA ATENCIÓN

Carolina Rodríguez

Representante Española de Clima, Medio Ambiente, Eficiencia de Recursos y Materias Primas- Horizonte 2020

Dirección de Programas Internacionales

carolina.rodriguez@cdti.es

Cid,4 – 28001 Madrid

Tel. +34 91 581 55 00/55 62



Raw Materials
Alternate
Recycle
Extract

